



SMP, Multicore, Memory Ordering & Locking

These slides are made distributed under the Creative Commons Attribution 3.0 License, unless otherwise noted on individual slides.

You are free:

to Share — to copy, distribute and transmit the work

to Remix — to adapt the work

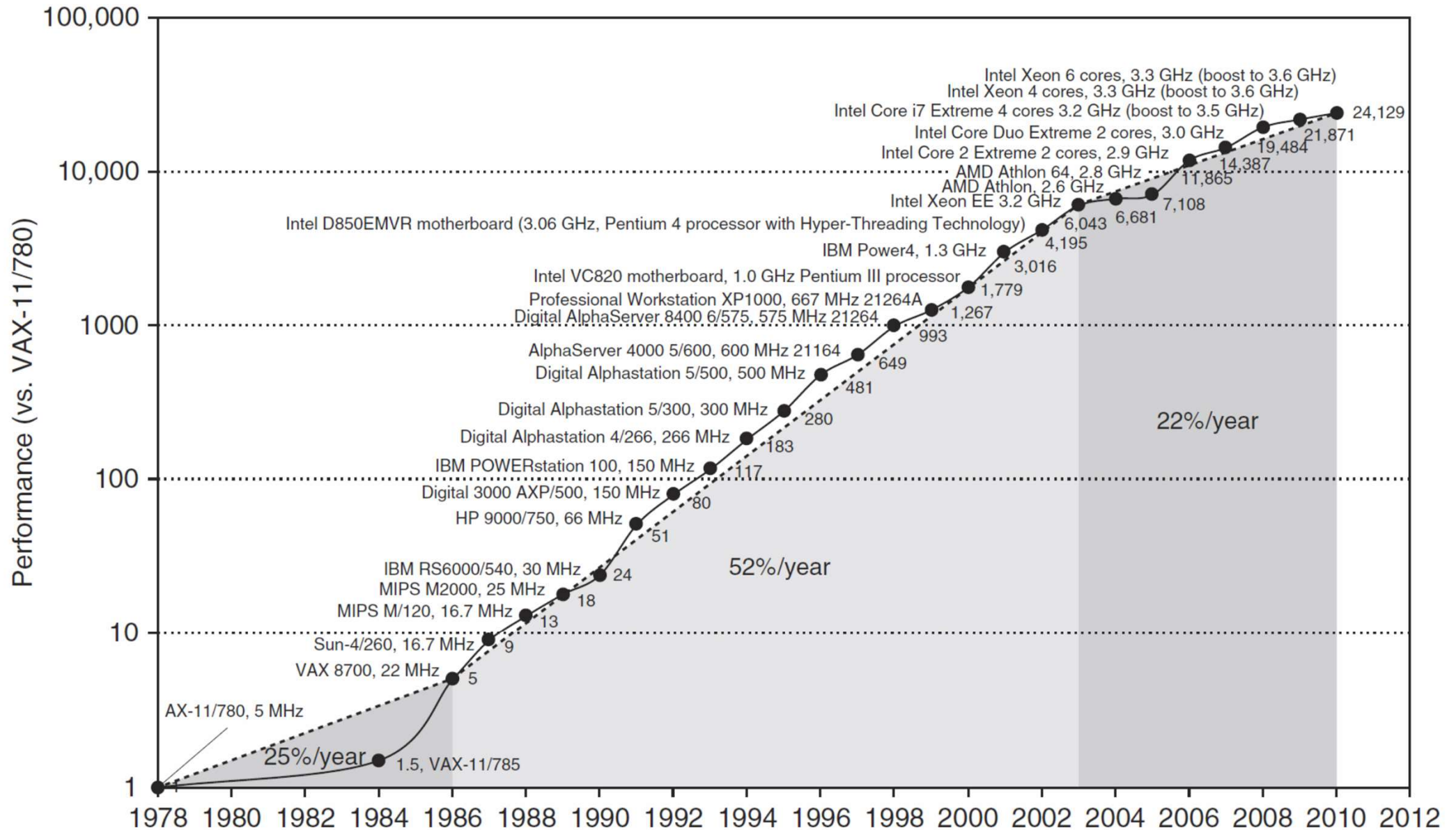
Under the following conditions:

Attribution — You must attribute the work (but not in any way that suggests that the author endorses you or your use of the work) as follows:

“Courtesy of Kevin Elphinstone, UNSW”

The complete license text can be found at <http://creativecommons.org/licenses/by/3.0/legalcode>

CPU performance increases are slowing



Multiprocessor System

A single CPU can only go so fast

- Idea: Use more than one CPU to improve performance
 - Note: CPU = core
- Assumes
 - Workload can be parallelised
 - Workload is not I/O-bound or memory-bound

Amdahl's Law

Given:

- Parallelisable fraction P
- Number of processor N
- Speed up S

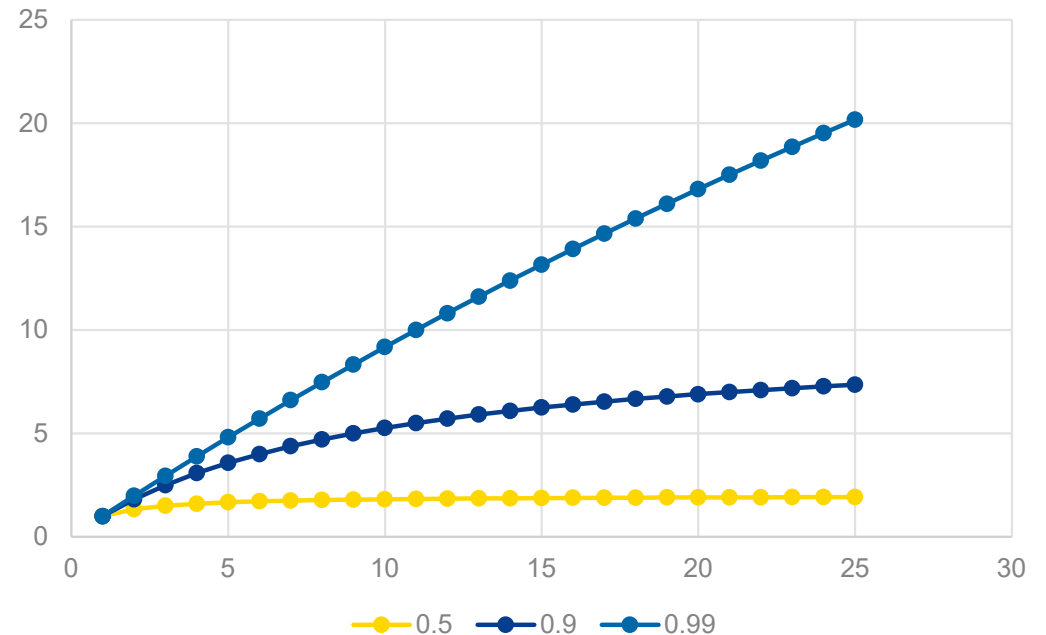
$$S(N) = \frac{1}{(1 - P) + \frac{P}{N}}$$

$$S(\infty) = \frac{1}{(1 - P)}$$

Parallel computing takeaway:

- Useful for small numbers of CPUs (N)
- Or, high values of P
 - *Aim for high P values by design*


Speedup vs. CPUs



Types of Multiprocessors (MPs)

Classic symmetric multiprocessor (SMP)


- Uniform Memory Access
 - Access to all memory occurs at the same speed for all processors.
- Processors with local caches
 - Separate cache hierarchy
 - ⇒ Cache coherency issues



Cache Coherency

What happens if one CPU writes to address 0x1234 (and it is stored in its cache) and another CPU reads from the same address (and gets what is in its cache)?

- Can be thought of as managing replication and migration of data between CPUs
- Note: The unit of replication and consistency is the cache line



Problematic Example

```
a = 1
```

```
if b == 0 then {
```

```
    /* critical section */
```

```
    a = 0
```

```
} else {
```

```
...
```

```
b = 1
```


```
if a == 0 then {
```

```
    /* critical section */
```

```
    b = 0
```

```
} else {
```

```
...
```



Memory Model: Sequential Consistency

“the result of any execution is the same as if the operations of all the processors were executed in some sequential order, and the operations of each individual processor appear in this sequence in the order specified by its program.” [Lamport, 1979]


With sequential consistency

```
a = 1
if b == 0 then {
    /* critical section */
    a = 0
} else {
...

```

```
b = 1
if a == 0 then {
    /* critical section */
    b = 0
} else {
...

```



Write-through Caches

- For classic SMP a hardware solution is used
 - Write-through caches
 - Each CPU cache snoops bus activity to invalidate stale lines
 - Reduces cache effectiveness – all writes go out to the bus.
 - Longer write latency
 - Reduced bandwidth

```
a = 1
```

```
if b == 0 then {
```

```
    /* critical section */
```

```
    a = 0
```

```
} else {
```

```
...
```

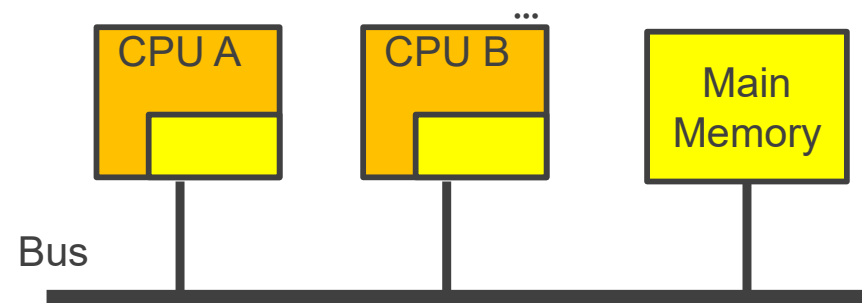
```
b = 1
```

```
if a == 0 then {
```

```
    /* critical section */
```

```
    b = 0
```

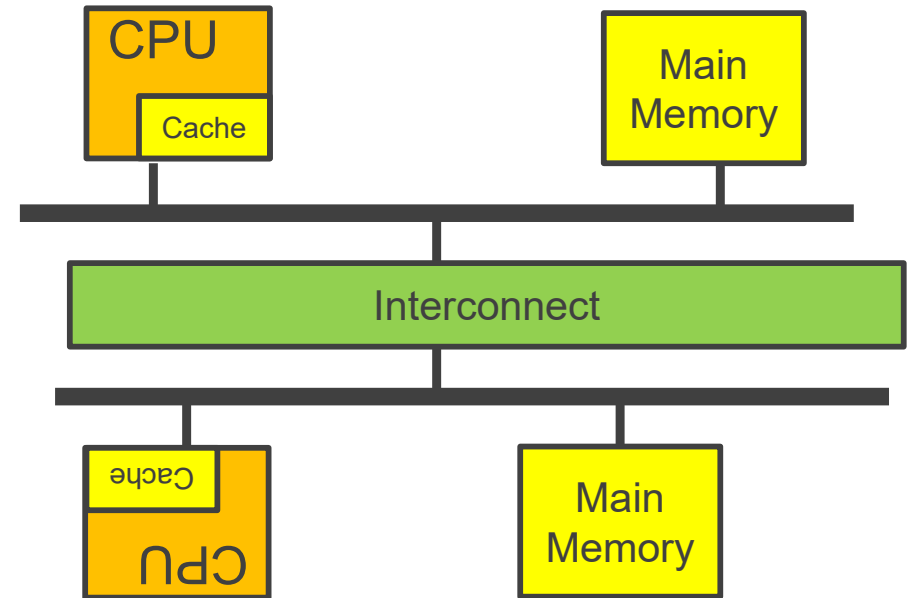
```
} else {
```



Types of Multiprocessors (MPs)

NUMA MP

- Non-uniform memory access
 - Access to some parts of memory is faster for some processors than other parts of memory
- Provides high-local bandwidth and reduces bus contention
 - Assuming locality of access



How is such a machine kept consistent?

Snooping caches assume

- write-through caches
- cheap “broadcast” to all CPUs

Many alternative cache coherency protocols

- They improve performance by tackling above assumptions
- We’ll examine MESI (four state)
 - Optimisations exist (MOESI, MESIF)
- ‘Memory bus’ becomes message passing system between caches

Example Coherence Protocol MESI

Each cache line is in one of four states

Invalid (I)

- This state indicates that the addressed line is not resident in the cache and/or any data contained is considered not useful.

Exclusive (E)

- The addressed line is in this cache only.
- The data in this line is consistent with system memory.

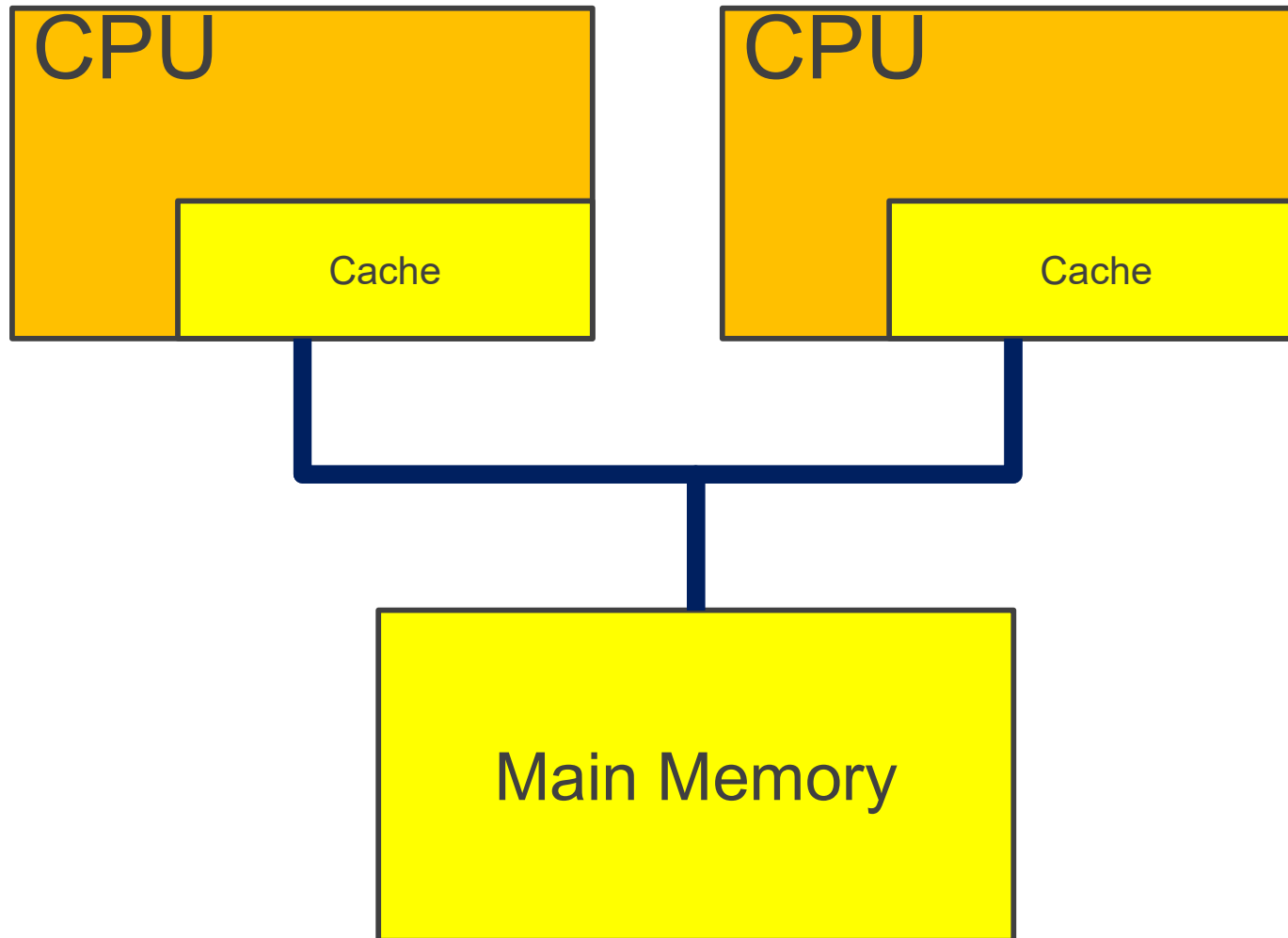
Shared (S)

- The addressed line is valid in the cache and in at least one other cache.
- A shared line is always consistent with system memory. That is, the shared state is shared-unmodified; there is no shared-modified state.

Modified (M)

- The line is valid in the cache and in only this cache.
- The line is modified with respect to system memory—that is, the modified data in the line has not been written back to memory.

Example



Directory-based coherence

Each memory block has a home node

Home node keeps directory of caches that have a copy

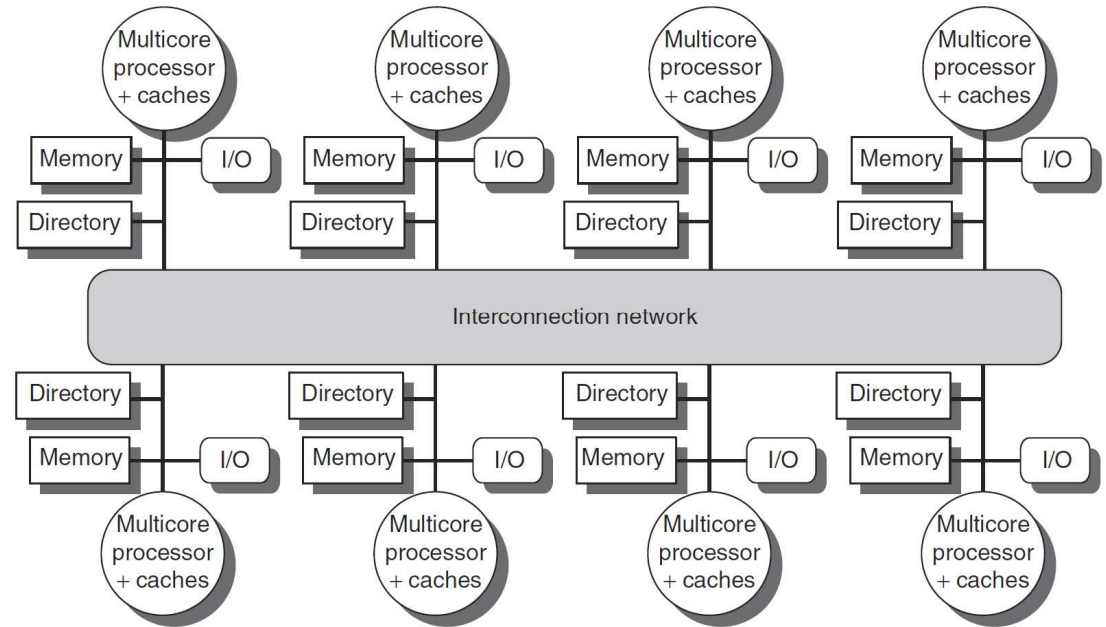
- E.g., a bitmap of processors per cache-line-sized memory region

Pro

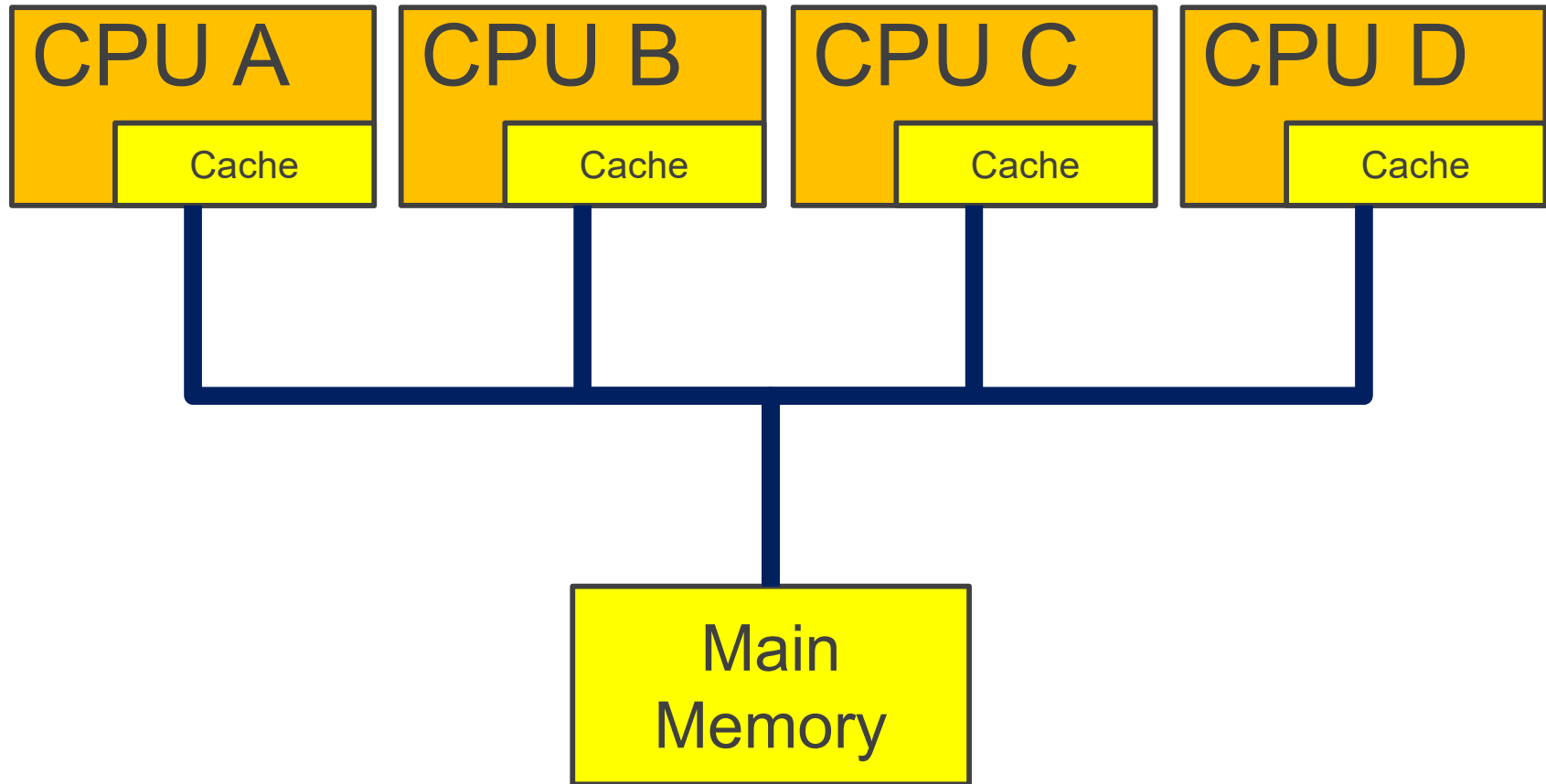
- Invalidation/update messages can be directed explicitly
 - No longer rely on broadcast/snooping

Con

- Requires more storage to keep directory
 - E.g. each 256 bits of memory (cache line) requires 32 bits (processor mask) of directory



Example




Summary

Hardware-based cache coherency:

- Provide a consistent view of memory across the machine.
- A **read** will get the result of the last **write** to the memory hierarchy

Memory Ordering



Example: a tail of a critical section

```
/* assuming lock already held */  
/* counter++ */  
load r1, counter  
add r1, r1, 1  
store r1, counter  
/* unlock(mutex) */  
store zero, mutex
```

Relies on all CPUs seeing update of counter before update of mutex

Depends on assumptions about ordering of stores to memory

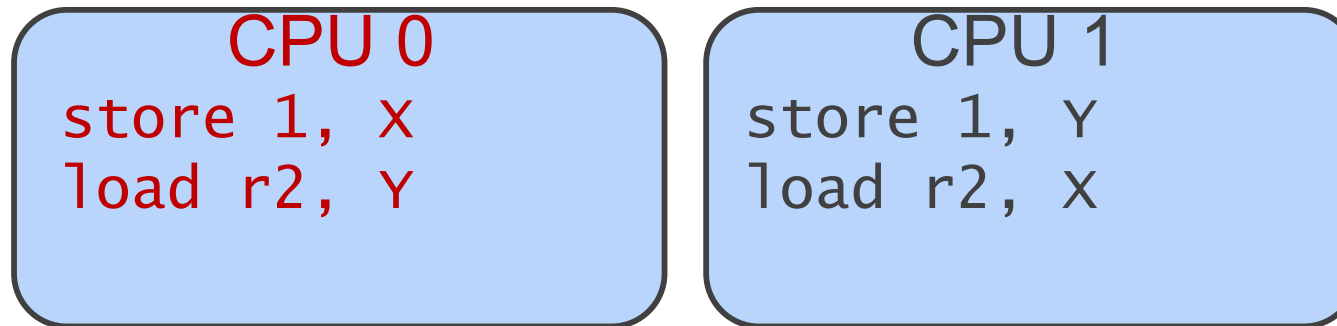
Memory Models: Strong Ordering

Sequential consistency

- the result of any execution is the same as if the operations of all the processors were executed in some sequential order, and the operations of each individual processor appear in this sequence in the order specified by its program

Traditionally used by many architectures

Assume $X = Y = 0$ initially



Potential interleavings

At least one CPU must load the other's new value

- Forbidden result: $X=0, Y=0$

```
store 1, X
load r2, Y
store 1, Y
load r2, X
X=1, Y=0
```

```
store 1, X
store 1, Y
load r2, Y
load r2, X
X=1, Y=1
```

```
store 1, X
store 1, Y
load r2, X
load r2, Y
X=1, Y=1
```

```
store 1, Y
load r2, X
store 1, X
load r2, Y
X=0, Y=1
```

```
store 1, Y
store 1, X
load r2, X
load r2, Y
X=1, Y=1
```

```
store 1, Y
store 1, X
load r2, Y
load r2, X
X=1, Y=1
```

Realistic Memory Models

Modern hardware features can interfere with store order:

- write buffer (or store buffer or write-behind buffer)
- instruction reordering (out-of-order or speculative execution)
- superscalar execution and pipelining

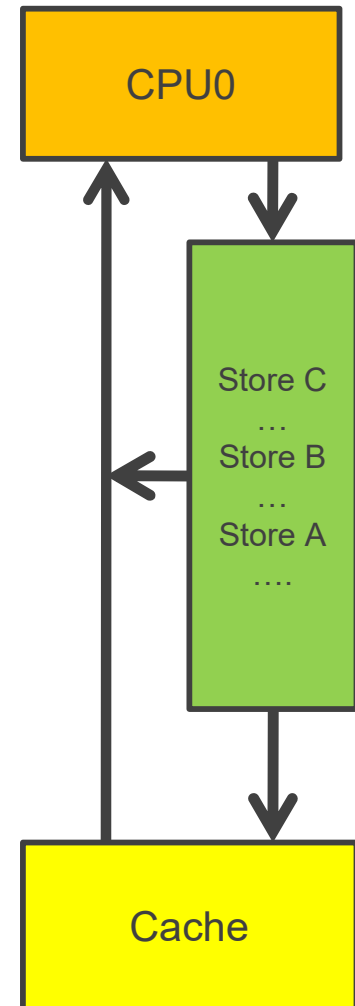
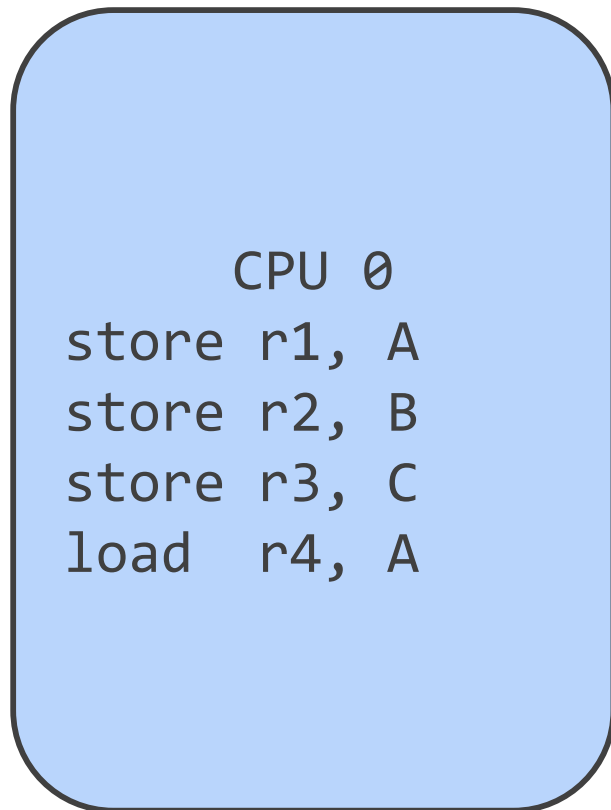
Each CPU/core keeps its own execution consistent, but how is it viewed by others?

Write-buffers and SMP

Stores go to *write buffer* to hide memory latency

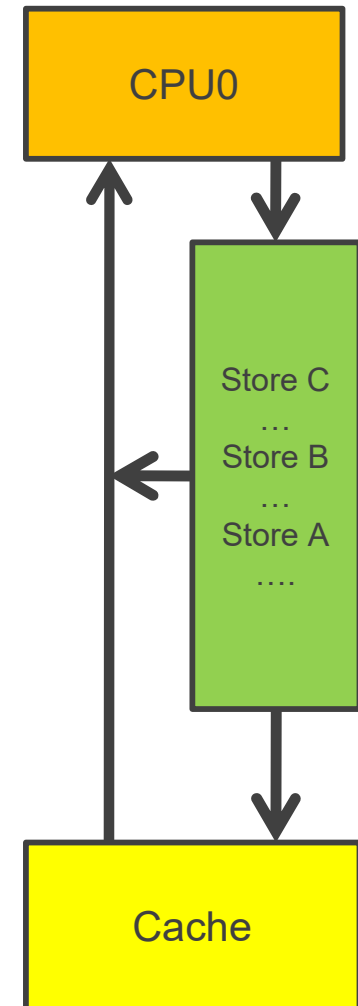
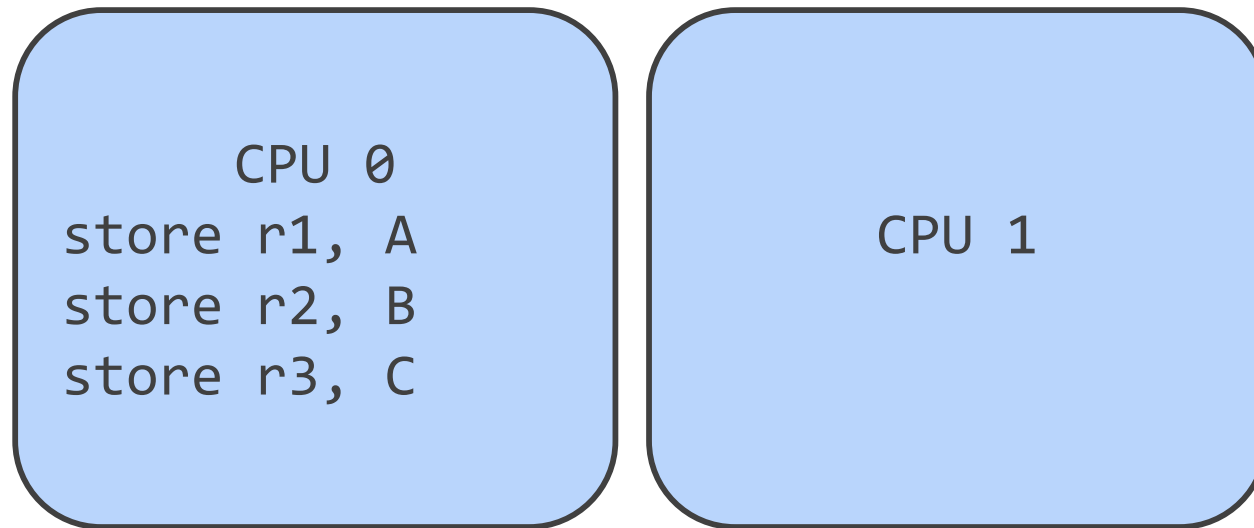
- And cache invalidates

Loads read from write buffer if possible



Write-buffers and SMP

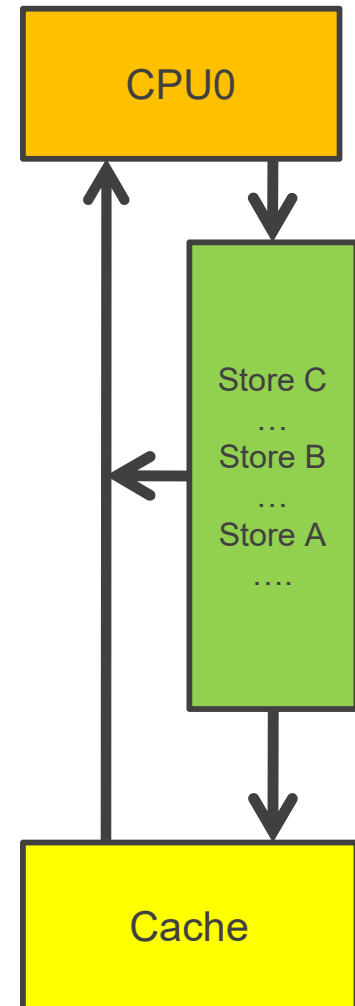
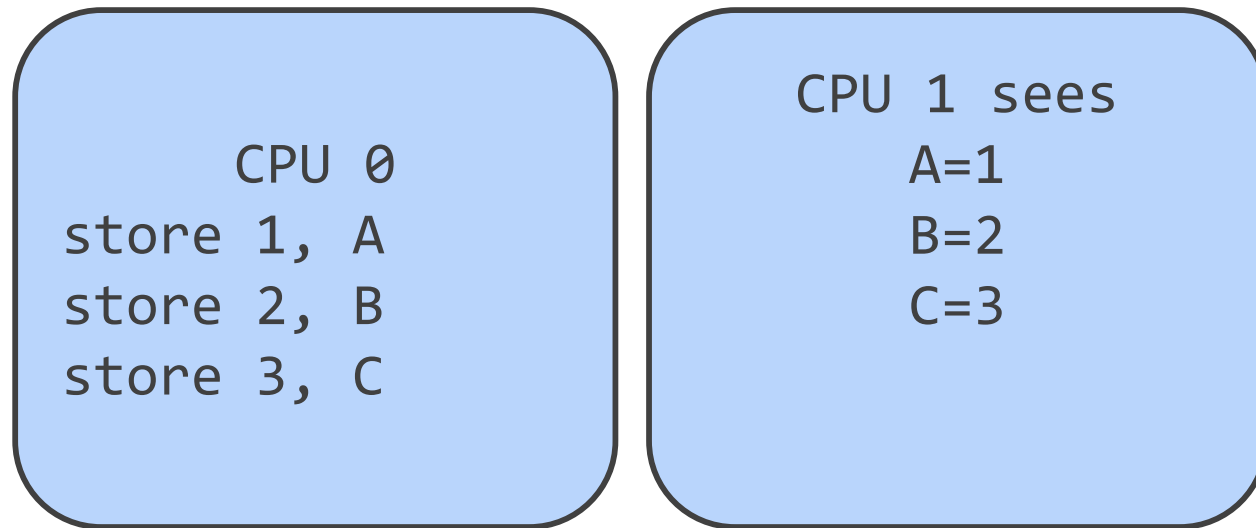
When the buffer eventually drains, what order does CPU1 see CPU0's memory updates?



What happens in our example?

Total Store Ordering (e.g. x86)

Stores are guaranteed to occur in FIFO order

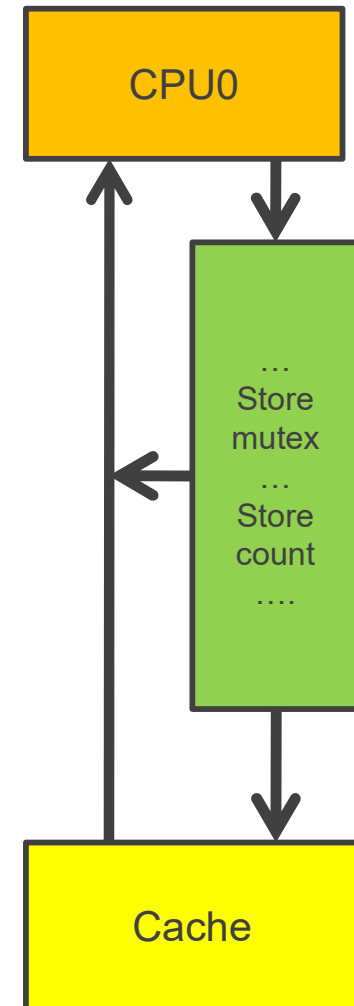


Total Store Ordering (e.g. x86)

Stores are guaranteed to occur in FIFO order

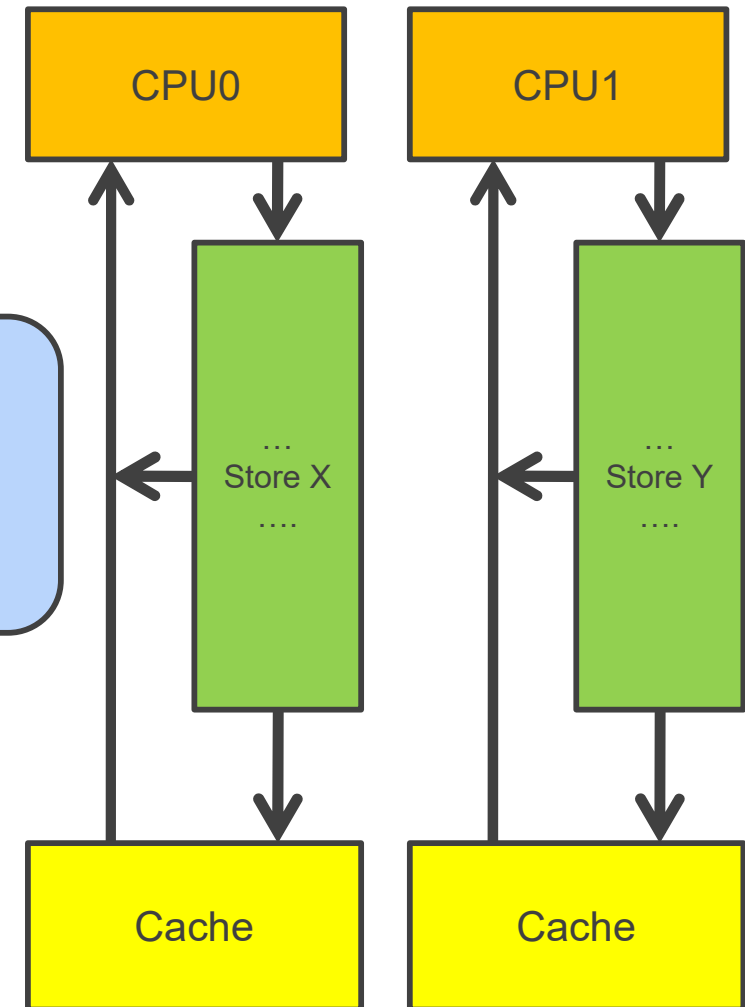
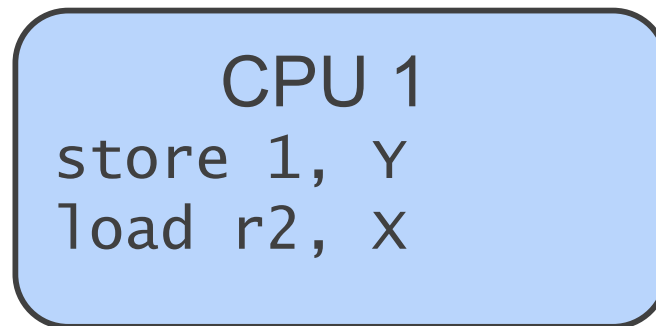
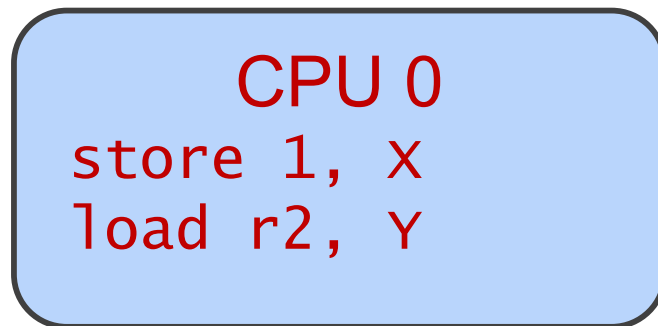
```
/* counter++ */  
load r1, count  
add r1, r1, 1  
store r1, counter  
/* unlock(mutex) */  
store zero, mutex
```

CPU 1 sees
count updated
mutex = 0



Total Store Ordering (e.g. x86)

Assume $X = Y = 0$ initially



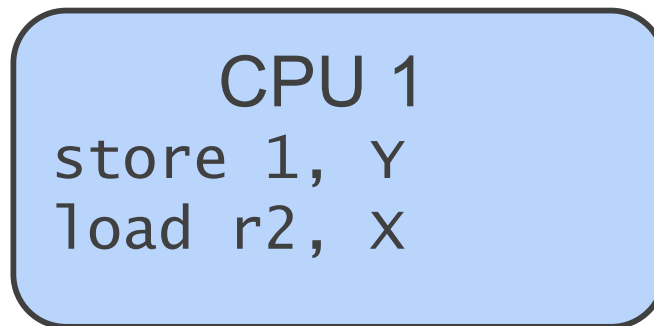
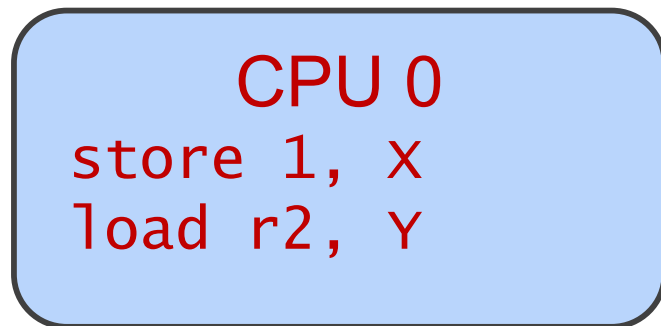
What is the problem here?

Total Store Ordering (e.g. x86)

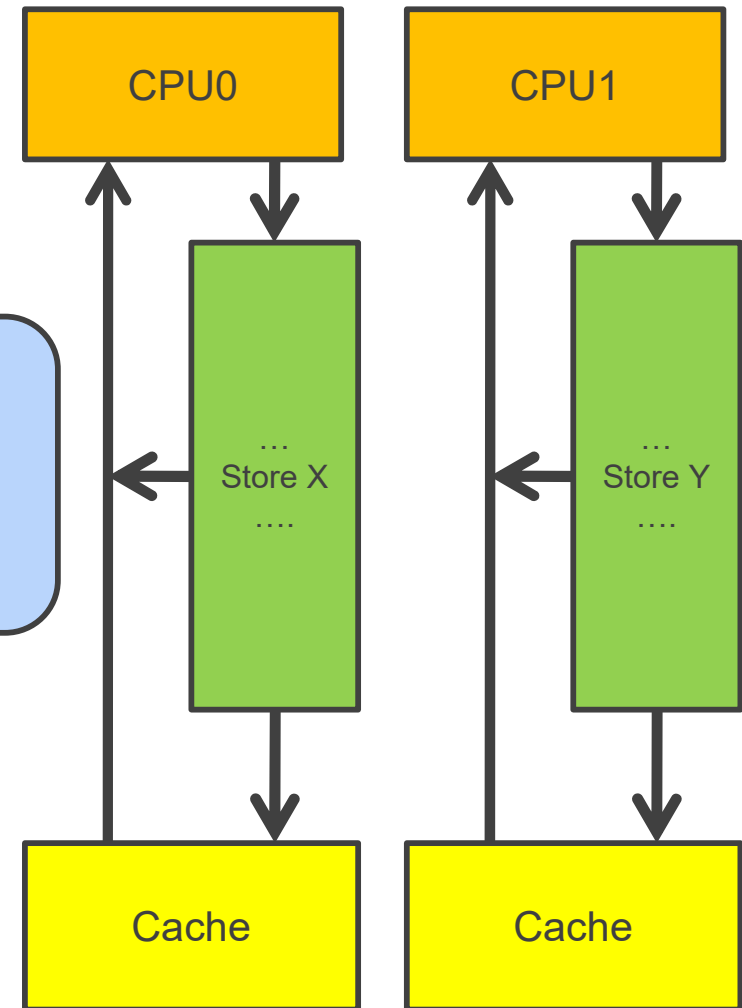
Stores are buffered in write-buffer and don't appear on other CPU in time.

Can get X=0, Y=0!!!!

Loads can "appear" re-ordered with preceding stores



load r2, Y
load r2, X
store 1, X
store 1, Y

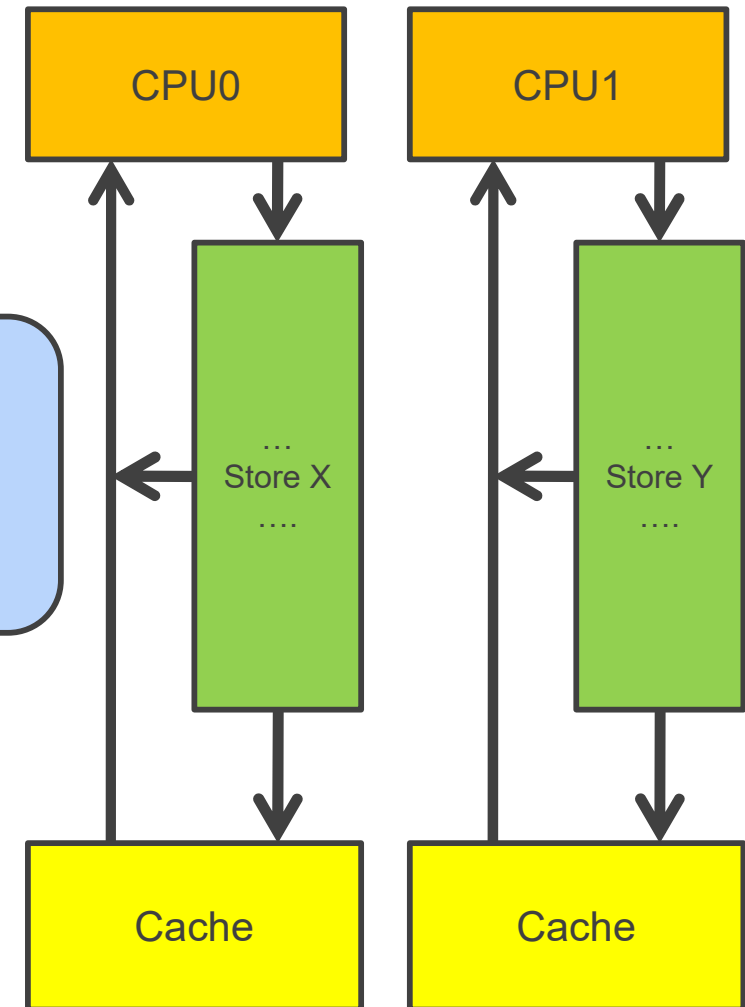
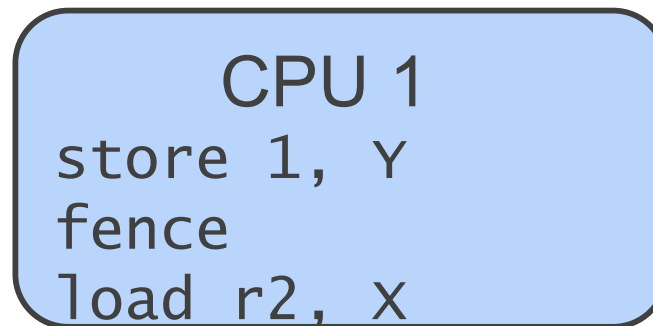
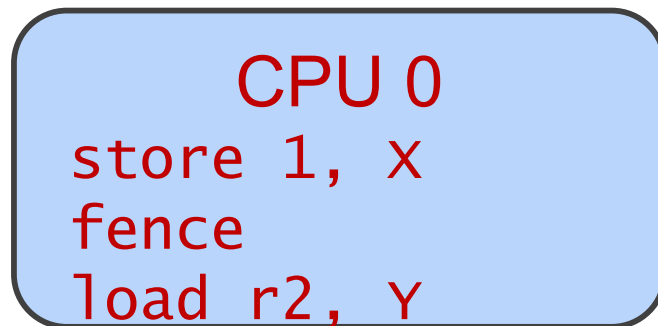


Memory “fences”

Also called “barriers”

The provide a “fence” between instructions to prevent apparent re-ordering

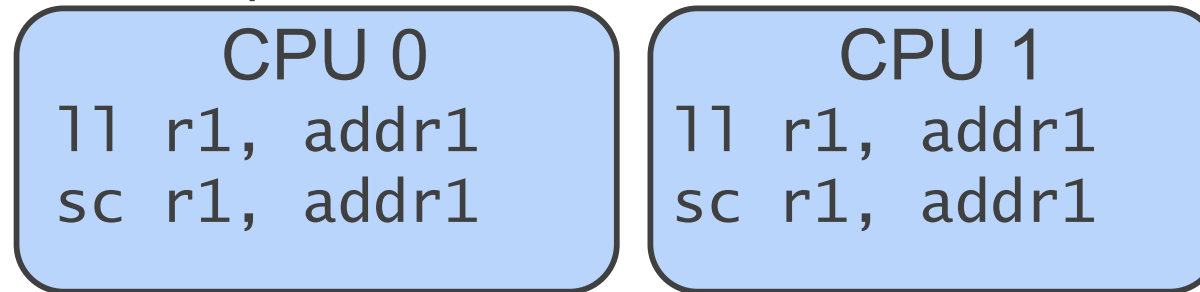
Effectively, they drain the local CPU’s write-buffer before proceeding.



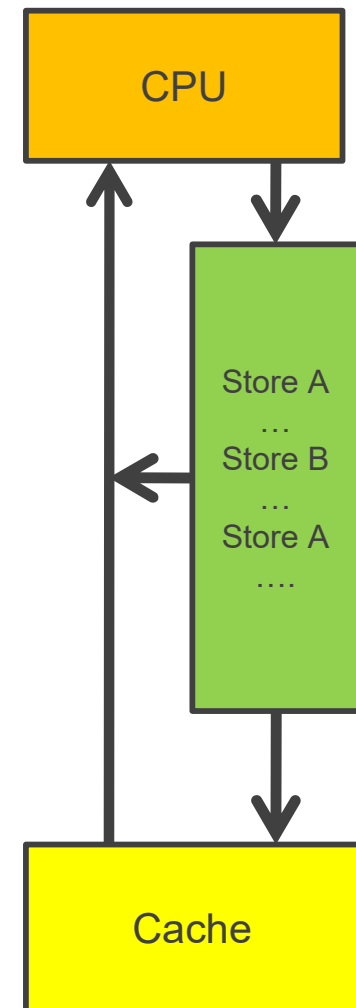
Total Store Ordering

Stores are guaranteed to occur in FIFO order

Atomic operations?



- Need hardware support, e.g.
 - atomic swap
 - test & set
 - load-linked + store-conditional
- Stall pipeline and drain (and/or bypass) write buffer
- Ensures addr1 held exclusively

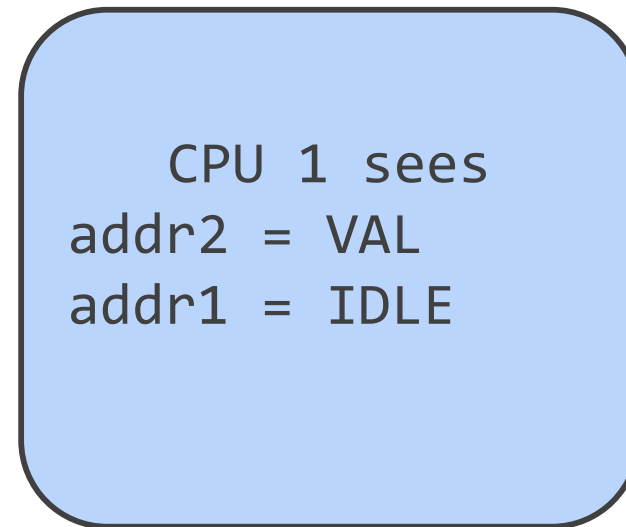
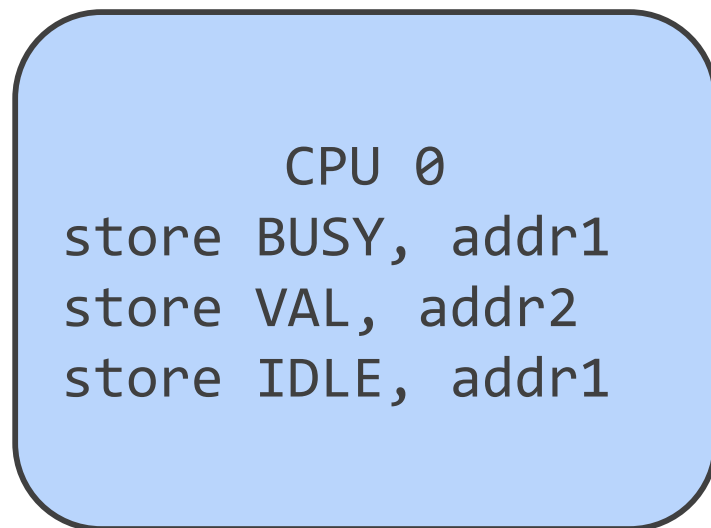


Partial Store Ordering (e.g. ARM MPcore)

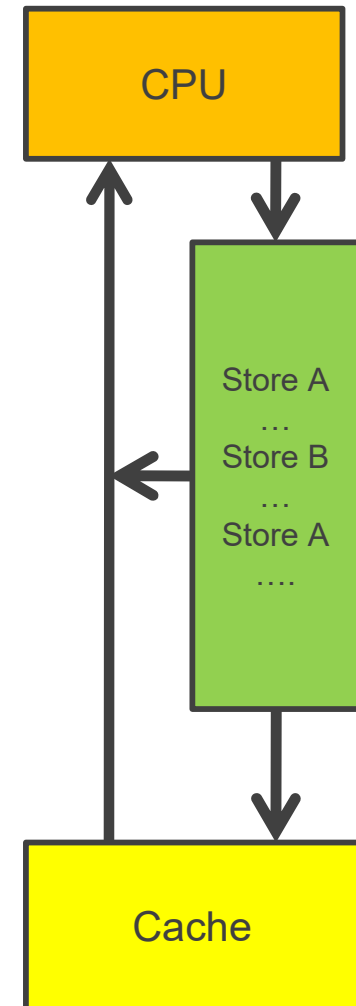
All stores go to write buffer

Loads read from write buffer if possible

Redundant stores are cancelled or merged



- Stores can appear to overtake (be re-ordered) other stores
- Need to use *memory barrier*



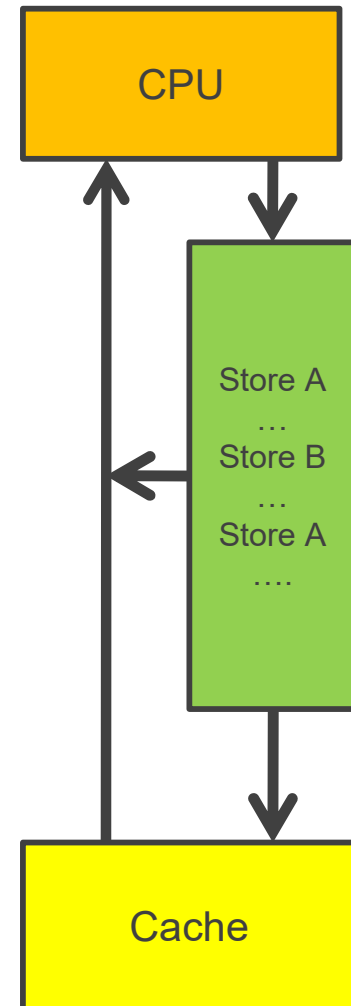
Partial Store Ordering (e.g. ARM MPcore)

The barriers prevent preceding stores appearing after successive stores

- Note: Reality is a little more complex (read barriers, write barriers), but principle similar.

```
load r1, counter
add r1, r1, 1
store r1, counter
barrier
store zero, mutex
```

- Store to counter can overtake store to mutex
 - i.e. update moves outside of the lock
- Need to use *memory barrier*
- Failure to do so will introduce subtle bugs:
 - Critical section “leaking” outside the lock



MP Hardware Take Away

Each core/cpu sees sequential execution of own code

Other cores see execution affected by

- Store order and write buffers
- Cache coherence model
- Out-of-order execution

Systems software needs to understand:

- Specific system (cache, coherence, etc..)
- Synch mechanisms (barriers, test_n_set, load_linked – store_cond).

...to build cooperative, correct, and scalable parallel code

MP Hardware Take Away

Existing sync primitives (e.g. locks) will have appropriate fences/barriers in place

- In practice, correctly synchronised code can ignore memory model.

However, racey code, i.e. code that updates shared memory outside a lock (e.g. lock free algorithms) must use fences/barriers.

- You need a detailed understanding of the memory coherence model.
- Not easy, especially for partial store order (ARM).

Memory ordering for various Architectures

Type	Alpha	ARMv7	PA-RISC	POWER	SPARC RMO	SPARC PSO	SPARC TSO	x86	x86 oostore	AMD64	IA-64	zSeries
Loads reordered after loads	Y	Y	Y	Y	Y				Y		Y	
Loads reordered after stores	Y	Y	Y	Y	Y				Y		Y	
Stores reordered after stores	Y	Y	Y	Y	Y	Y			Y		Y	
Stores reordered after loads	Y	Y	Y	Y	Y	Y	Y	Y	Y	Y	Y	Y
Atomic reordered with loads	Y	Y		Y	Y						Y	
Atomic reordered with stores	Y	Y		Y	Y	Y					Y	
Dependent loads reordered	Y											
Incoherent instruction cache pipeline	Y	Y		Y	Y	Y	Y	Y	Y		Y	Y



Concurrency Observations

Locking primitives require exclusive access to the “lock”

- Care required to avoid excessive bus/interconnect traffic

Kernel Locking

Several CPUs can be executing kernel code concurrently.

Need mutual exclusion on shared kernel data.

Issues:

- Lock implementation
- Granularity of locking (i.e. parallelism)

Mutual Exclusion Techniques

Disabling interrupts (CLI — STI).

- Insufficient for multiprocessor systems.

Spin locks.

- Busy-waiting wastes cycles.

Lock objects (locks, semaphores).

- Flag (or a particular state) indicates object is locked.
- Manipulating lock requires mutual exclusion.

Hardware Provided Locking Primitives

```
int test_and_set(lock *);  
int compare_and_swap(int c,  
                    int v, lock *);  
int exchange(int v, lock *)  
int atomic_inc(lock *)
```

```
v = load_linked(lock *) / bool  
   store_conditional(int, lock *)
```

- LL/SC can be used to implement all of the above

Spin locks

```
void lock (volatile lock_t *l) {  
    while (test_and_set(l)) ;  
}  
  
void unlock (volatile lock_t *l) {  
    *l = 0;  
}
```

Busy waits. Good idea?

Spin Lock Busy-waits Until Lock Is Released

Stupid on uniprocessors, as nothing will change while spinning.

- Should release (block) thread on CPU immediately.

Maybe ok on SMPs: lock holder executes on another CPU.

- Minimal overhead (if contention low).
- Should only spin for short time.

Generally restrict spin locking to:

- *short* critical sections,
- unlikely to (or preferably can't) be contended by thread on same CPU.
 - local contention can be prevented
 - » by design (per-CPU data structure)
 - » by turning off interrupts

Spinning versus Switching

- Blocking and switching
 - to another process takes time
 - » Save context and restore another
 - » Cache contains current process not new
 - Adjusting the cache working set also takes time
 - » TLB is similar to cache
 - Switching back when the lock is free encounters the same again
- Spinning wastes CPU time directly

Trade off

- If lock is held for less time than the overhead of switching to and back
- ⇒ It's more efficient to spin

Spinning versus Switching

The general approaches taken are

- Spin forever
- Spin for some period of time, if the lock is not acquired, block and switch
 - The spin time can be
 - » Fixed (related to the switch overhead)
 - » Dynamic
 - Based on previous observations of the lock acquisition time

Interrupt Disabling

Assume no local contention by design, is disabling interrupt important?

Hint: What happens if a lock holder is preempted (e.g., at end of its timeslice)?

All other processors spin until the lock holder is re-scheduled

Alternative to spinning: Conditional Lock (TryLock)

```
bool cond_lock (volatile lock_t *l) {  
    if (test_and_set(l))  
        return FALSE; //couldn't lock  
    else  
        return TRUE; //acquired lock  
}
```

Can do useful work if fail to acquire lock.

But may not have much else to do.

Livelock: May never get lock!

Another alternative to spinning.

```
void mutex lock (volatile lock t *l) {  
    while (1) {  
        for (int i=0; i<MUTEX N; i++)  
            if (!test and set(1))  
                return;  
        yield();  
    }  
}
```

Spins for limited time only

- assumes enough for other CPU to exit critical section

Useful if critical section is shorter than N iterations.

Starvation possible.

Common Multiprocessor Spin Lock

```
void mp_spinlock (volatile lock_t *l) {  
    cli(); // prevent preemption  
    while (test_and_set(l)) ; // lock  
}  
  
void mp_unlock (volatile lock_t *l) {  
    *l = 0;  
    sti();  
}
```

Only good for short critical sections

Does not scale for large number of processors

Relies on bus-arbitrator for fairness

Not appropriate for user-level

Used in practice in small SMP systems

Need a more systematic analysis

Thomas Anderson, “The Performance of Spin Lock Alternatives for Shared-Memory Multiprocessors”, *IEEE Transactions on Parallel and Distributed Systems*, Vol 1, No. 1, 1990

Compares Simple Spinlocks

Test and Set

```
void lock (volatile lock_t *l) {  
    while (test_and_set(l)) ;  
}
```

Test and Test and Set

```
void lock (volatile lock_t *l) {  
    while (*l == BUSY || test_and_set(l)) ;  
}
```

test_and_test_and_set LOCK

Avoid bus traffic contention caused by test_and_set until it is likely to succeed

Normal read spins in cache

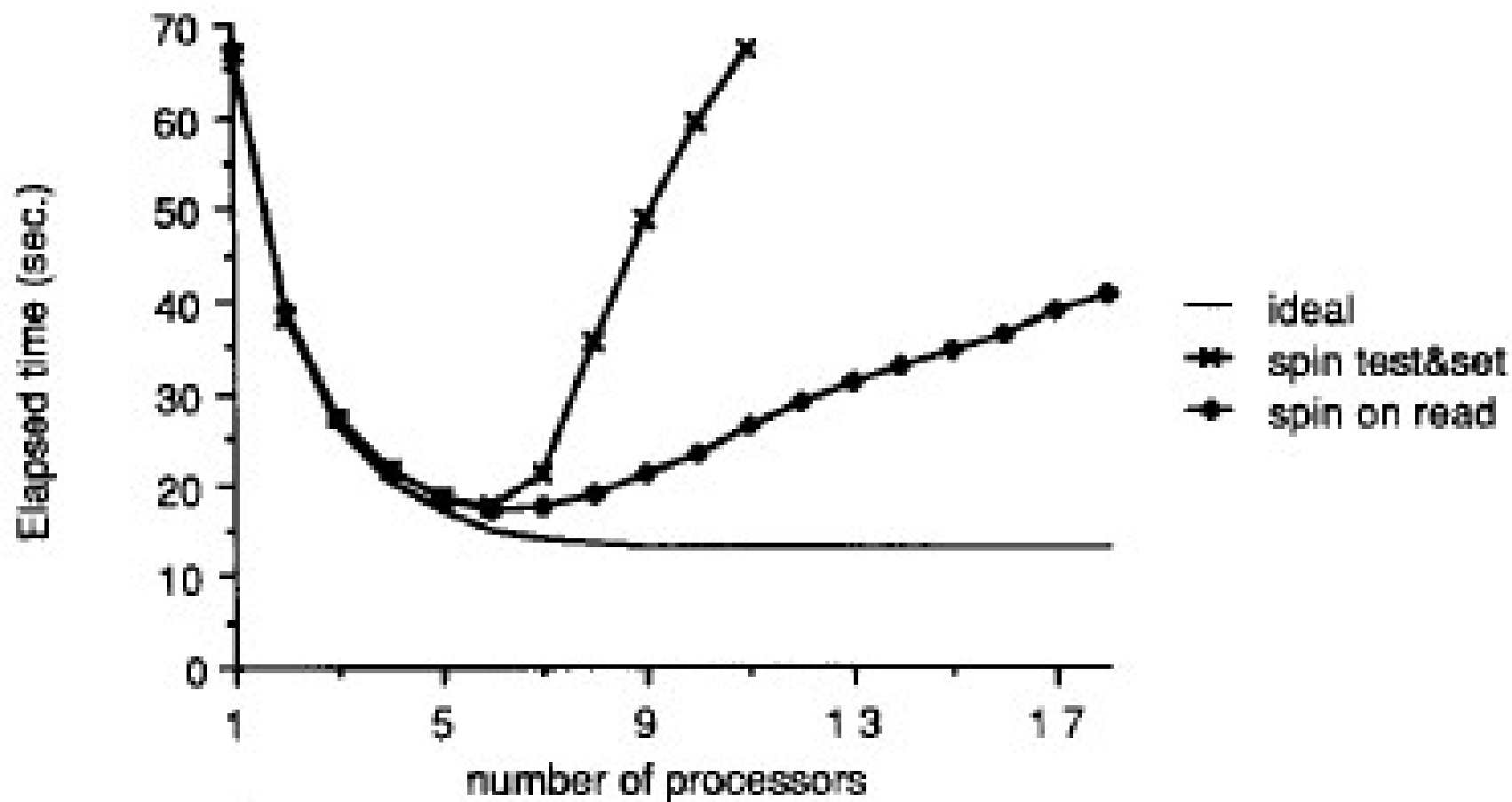
Can starve in pathological cases

Benchmark

```
for i = 1 .. 1,000,000 {  
    lock(1)  
    crit_section()  
    unlock()  
    compute()  
}
```

Compute chosen from uniform random distribution of mean 5 times critical section

Measure elapsed time on Sequent Symmetry (20 CPU 30386, coherent write-back invalidate caches)



Results

Test and set performs poorly once there is enough CPUs to cause contention for lock

- Expected

Test and Test and Set performs better

- Performance less than expected
- Still significant contention on lock when CPUs notice release and all attempt acquisition

Critical section performance degenerates

- Critical section requires bus traffic to modify shared structure
- Lock holder competes with CPU that missed as they test and set
 - lock holder is slower
- Slower lock holder results in more contention

Idea

Can inserting delays reduce bus traffic and improve performance

Explore 2 dimensions

- Location of delay
 - Insert a delay after observing release prior to attempting acquire
 - Insert a delay after each attempt to acquire (memory reference)
- Delay is static or dynamic
 - Static – assign delay “slots” to processors
 - » Issue: delay tuned for expected contention level
 - Dynamic – use a back-off scheme to estimate contention
 - » Similar to ethernet
 - » Degrades to static case in worst case.

Examining Inserting Delays

TABLE III
DELAY AFTER SPINNER NOTICES RELEASED LOCK

Lock	<pre>while (lock = BUSY or TestAndSet (Lock) = BUSY) begin while (lock = BUSY) ; Delay (); end;</pre>
------	---

TABLE IV
DELAY BETWEEN EACH REFERENCE

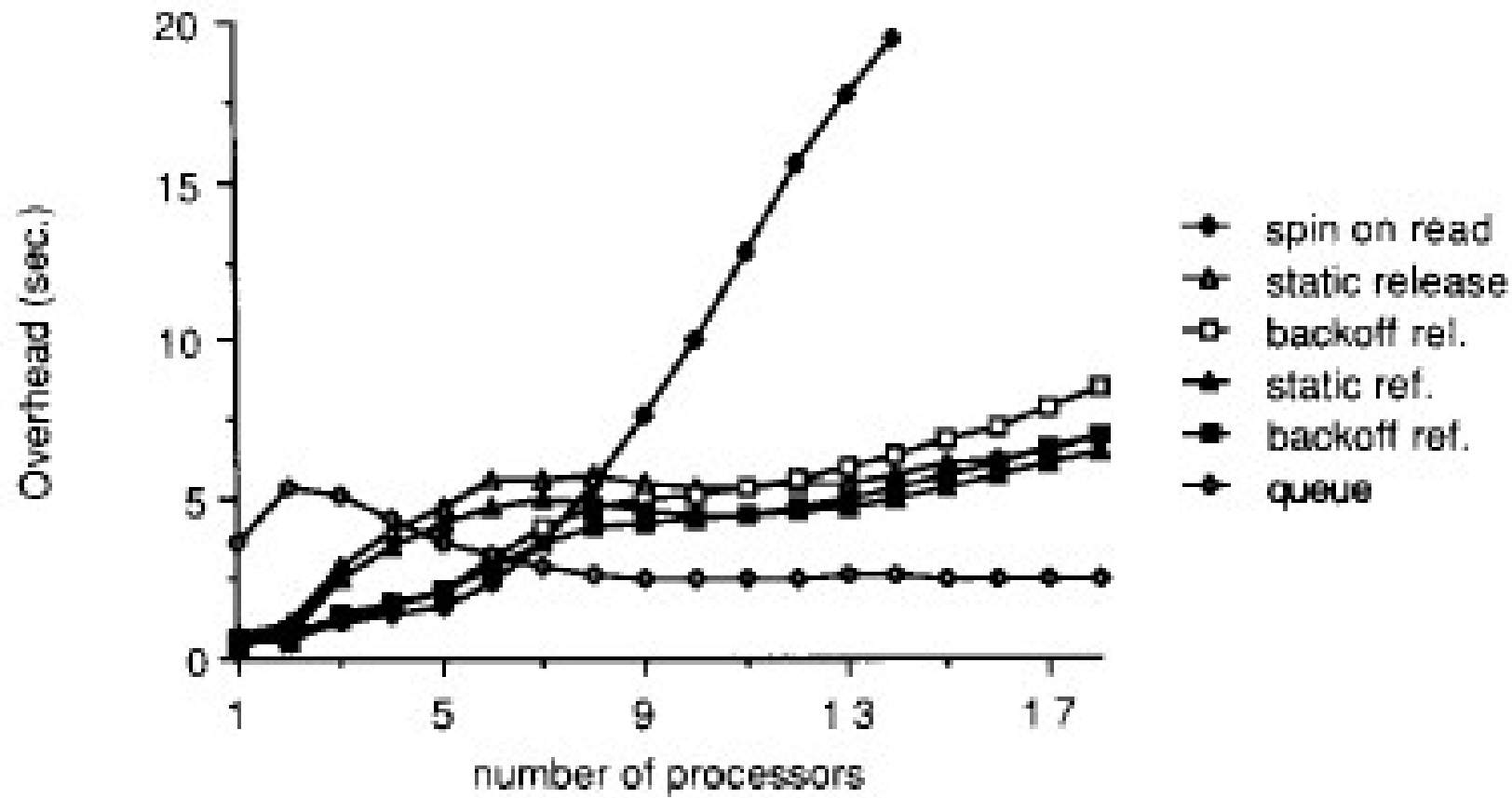
Lock	<pre>while (lock = BUSY or TestAndSet (lock) = BUSY) Delay ();</pre>
------	--

Queue Based Locking

Each processor inserts itself into a waiting queue

- It waits for the lock to free by spinning on its own separate cache line
- Lock holder frees the lock by “freeing” the next processors cache line.

Results



Results

Static backoff has higher overhead when backoff is inappropriate

Dynamic backoff has higher overheads when static delay is appropriate

- as collisions are still required to tune the backoff time

Queue is better when contention occurs, but has higher overhead when it does not.

- Issue: Preemption of queued CPU blocks rest of queue (worse than simple spin locks)

John Mellor-Crummey and Michael Scott, “Algorithms for Scalable Synchronisation on Shared-Memory Multiprocessors”, *ACM Transactions on Computer Systems*, Vol. 9, No. 1, 1991



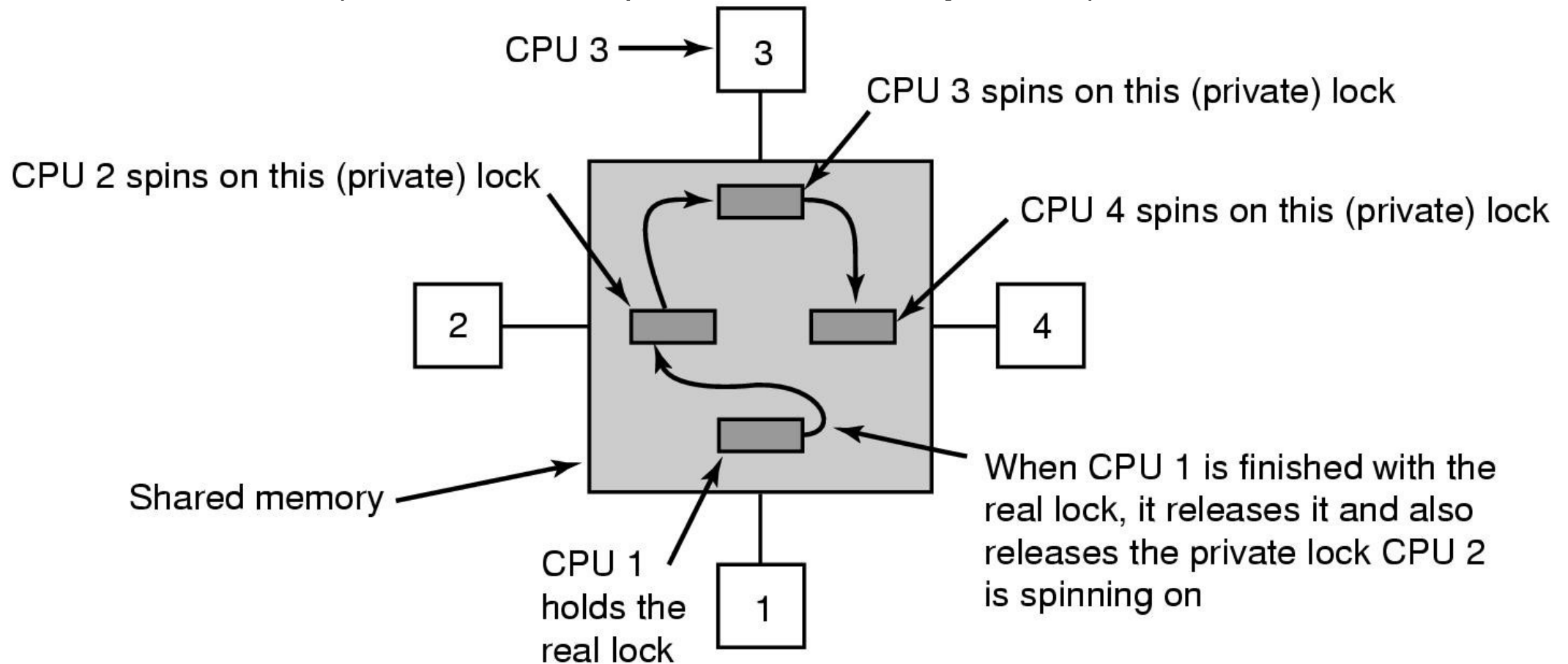
MCS Locks

Each CPU enqueues its own private lock variable into a queue and spins on it

- No contention

On lock release, the releaser unlocks the next lock in the queue

- Only have bus contention on actual unlock
- No livelock (order of lock acquisitions defined by the list)



MCS Lock

Requires

- `compare_and_swap()`
- `exchange()`
 - Also called `fetch_and_store()`

```

type qnode = record
    next : ^qnode
    locked : Boolean
type lock = ^qnode

// parameter I, below, points to a qnode record allocated
// (in an enclosing scope) in shared memory locally-accessible
// to the invoking processor

procedure acquire_lock (L : ^lock, I : ^qnode)
    I->next := nil
    predecessor : ^qnode := fetch_and_store (L, I)
    if predecessor != nil // queue was non-empty
        I->locked := true
        predecessor->next := I
        repeat while I->locked // spin

procedure release_lock (L : ^lock, I: ^qnode)
    if I->next = nil // no known successor
        if compare_and_swap (L, I, nil)
            return
        // compare_and_swap returns true iff it swapped
    repeat while I->next = nil // spin
    I->next->locked := false

```





UNSW
SYDNEY

Sample MCS code for ARM MPCore

```
void mcs_acquire(mcs_lock *L, mcs_qnode_ptr I)
{
    I->next = NULL;

    MEM_BARRIER;

    mcs_qnode_ptr pred = (mcs_qnode*) SWAP_PTR( L, (void *)I);
    if (pred == NULL)
    {
        /* lock was free */

        MEM_BARRIER;

        return;
    }

    I->waiting = 1; // word on which to spin
    MEM_BARRIER;

    pred->next = I; // make pred point to me
}
```

Selected Benchmark

Compared

- test and test and set
- Anderson's array based queue
- test and set with exponential back-off
- MCS

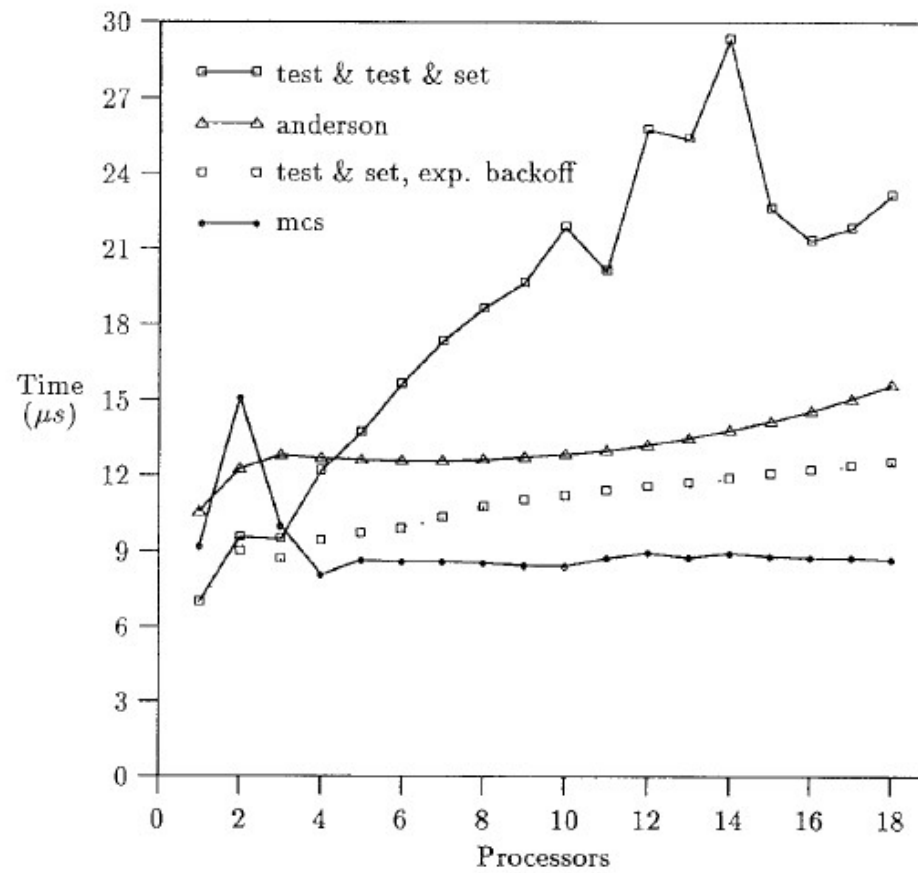


Fig. 17. Performance of spin locks on the Symmetry (empty critical section).

Confirmed Trade-off

Queue locks scale well but have higher overhead

Spin Locks have low overhead but don't scale well

What do we use?