

Extended OS



Learning Outcomes

- An appreciation that the abstract interface to the system can be at different levels.
 - Virtual machine monitors (VMMs) provide a low-level interface
- An understanding of trap and emulate
- Knowledge of the difference between type 1 and type 2 VMMs
- An appreciation of some of the issues in virtualising the R3000



Virtual Machines

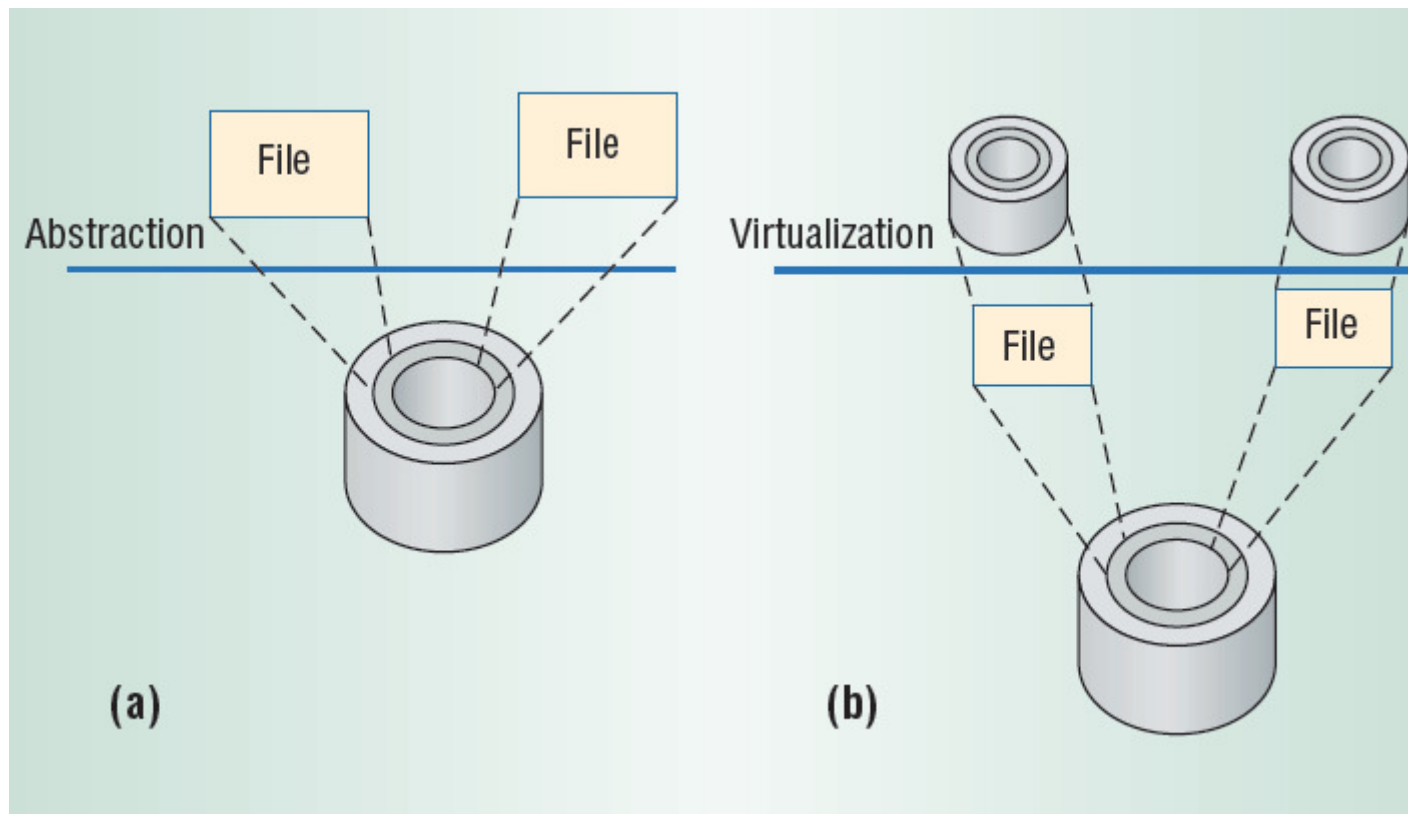
References:

Smith, J.E.; Ravi Nair; , "The architecture of virtual machines,"
Computer , vol.38, no.5, pp. 32- 38, May 2005

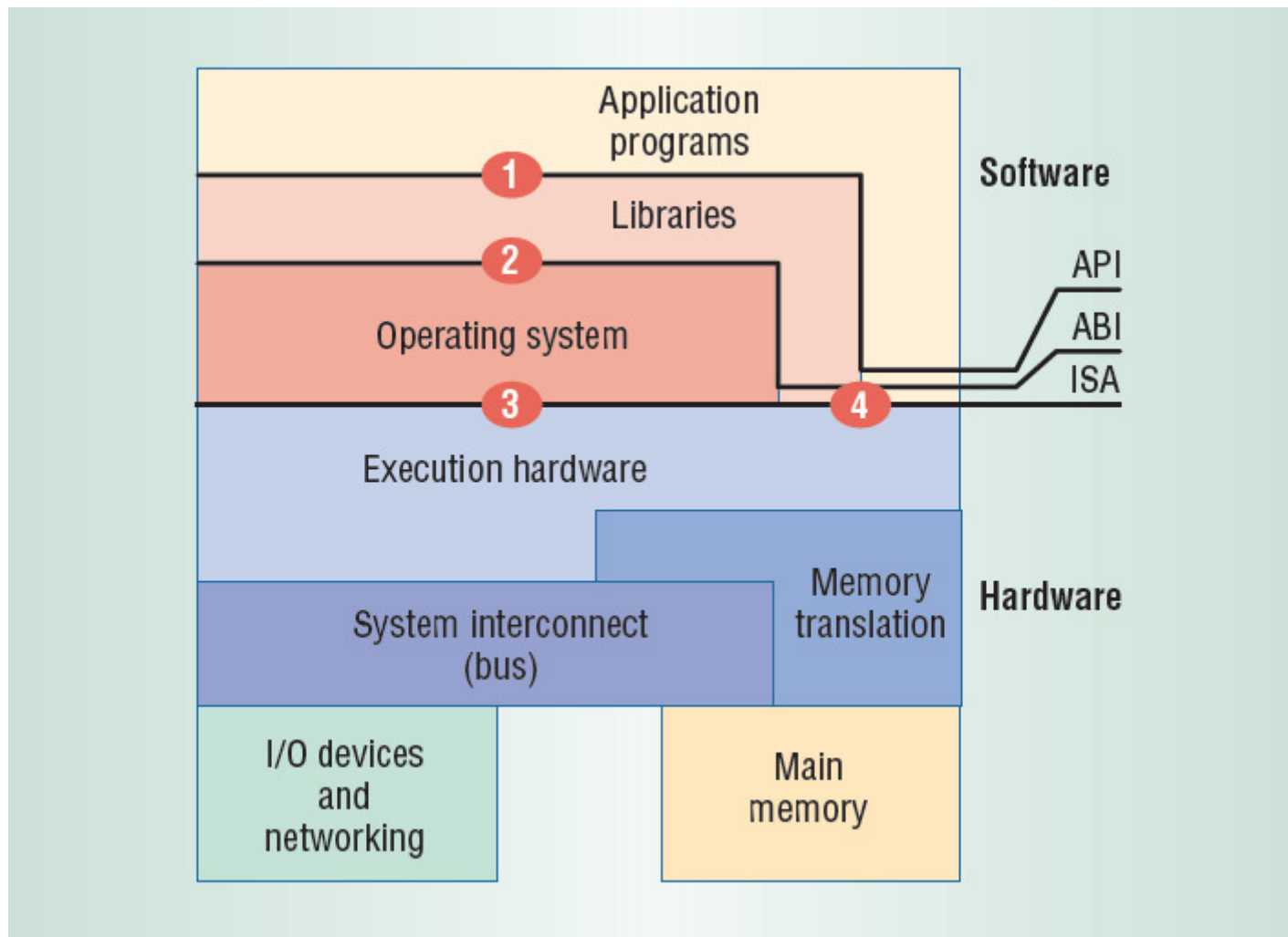
Chapter 8.3 Textbook "Modern Operating Systems"



Abstraction & Virtualisation

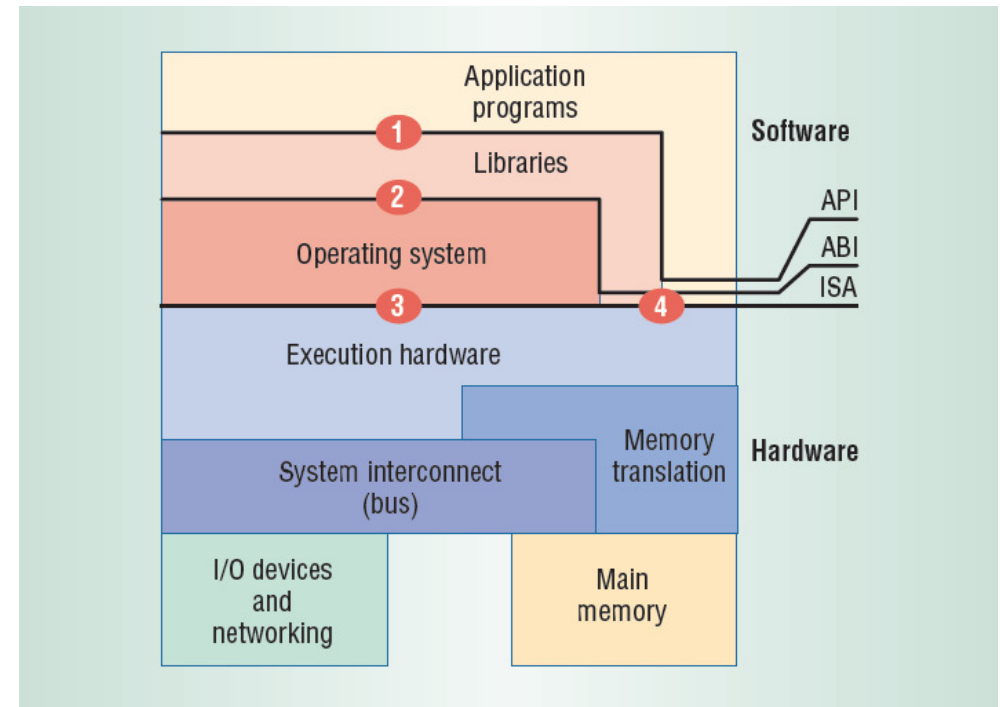


Interface Levels



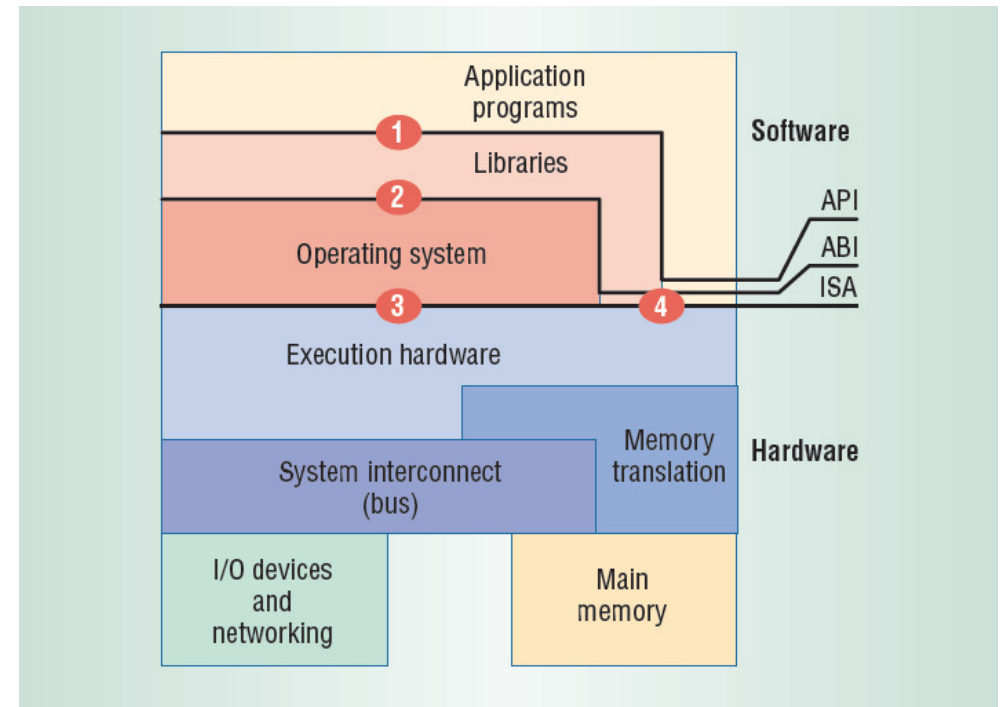
Instruction Set Architecture

- Interface between software and hardware
- Divided between privileged and un-privileged parts
 - Privileged a superset of the un-privileged



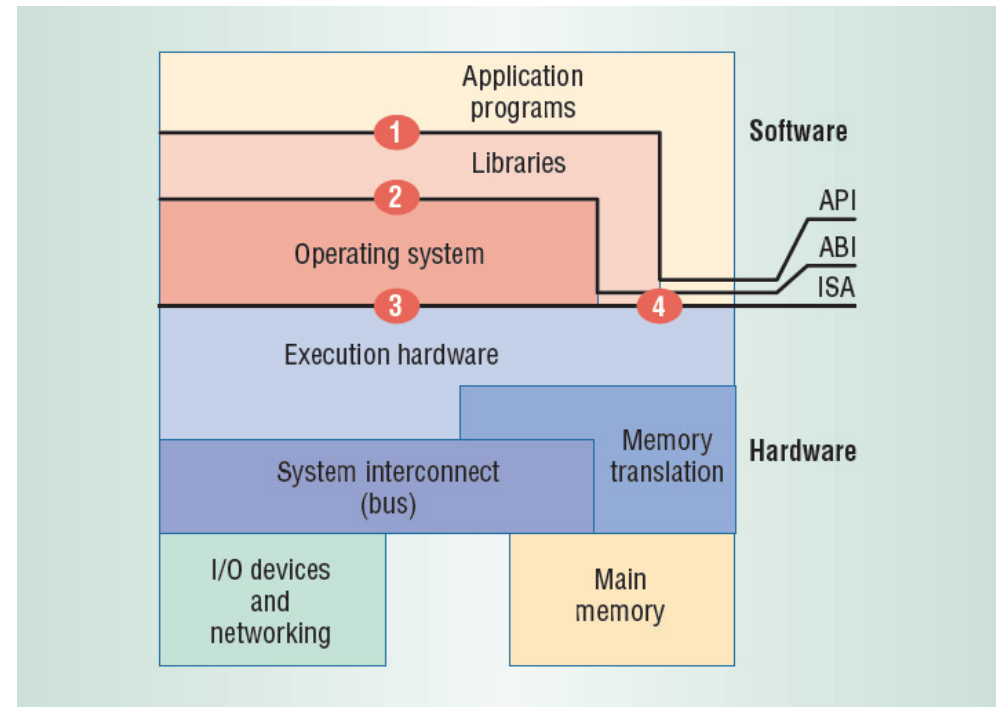
Application Binary Interface

- Interface between programs ↔ hardware + OS
- Consists of system call interface + un-privileged ISA

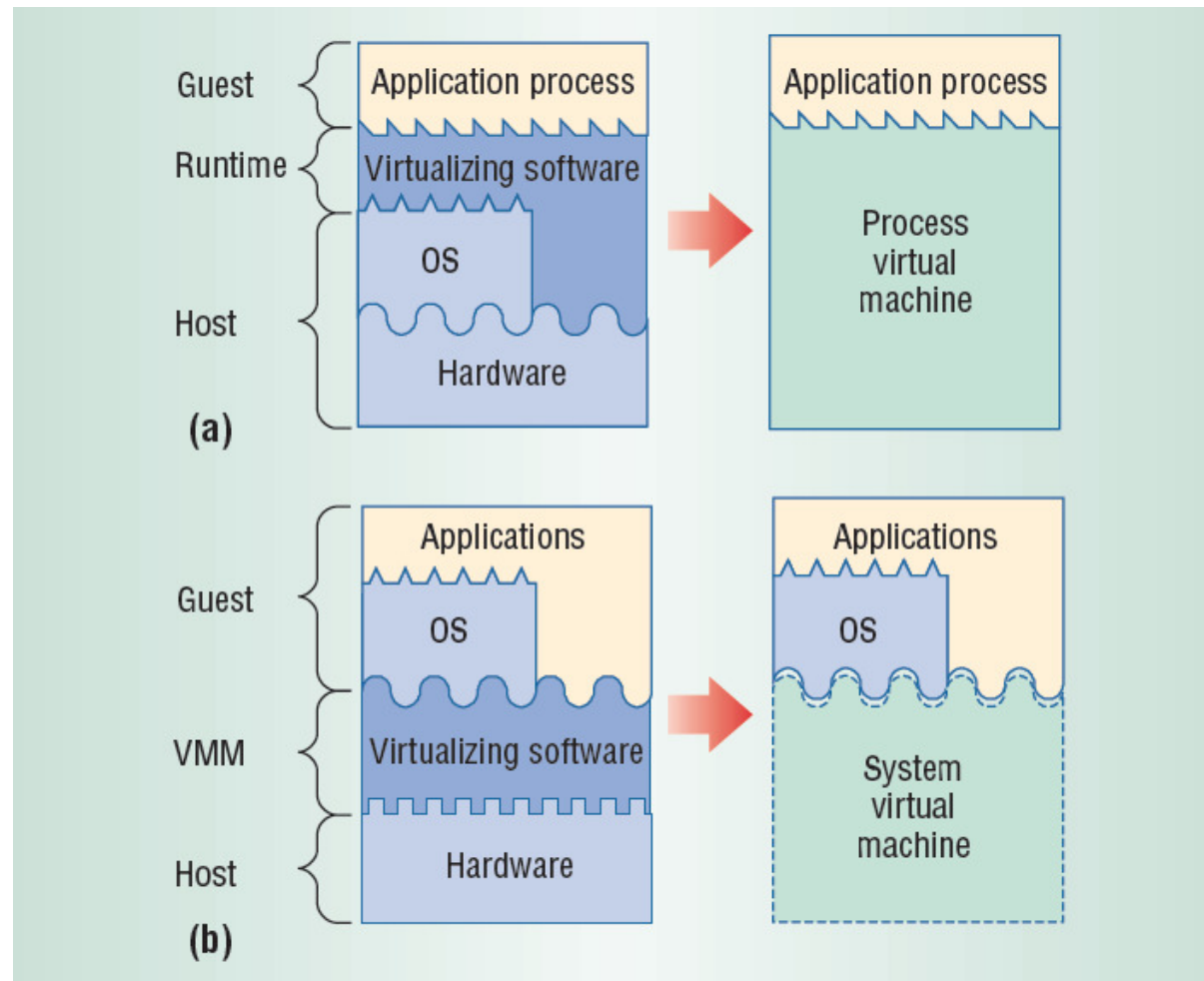


Application Programming Interface

- Interface between high-level language ↔ libraries + hardware + OS
- Consists of library calls + un-privileged ISA
 - Syscalls usually called through library.
- Portable via re-compilation to other systems supporting API



Process versus System Virtual Machine



OS is an extended virtual machine

- Multiplexes the “machine” between applications
 - Time sharing, multitasking, batching
- Provided a higher-level machine for
 - Ease of use
 - Portability
 - Efficiency
 - Security
 - Etc....

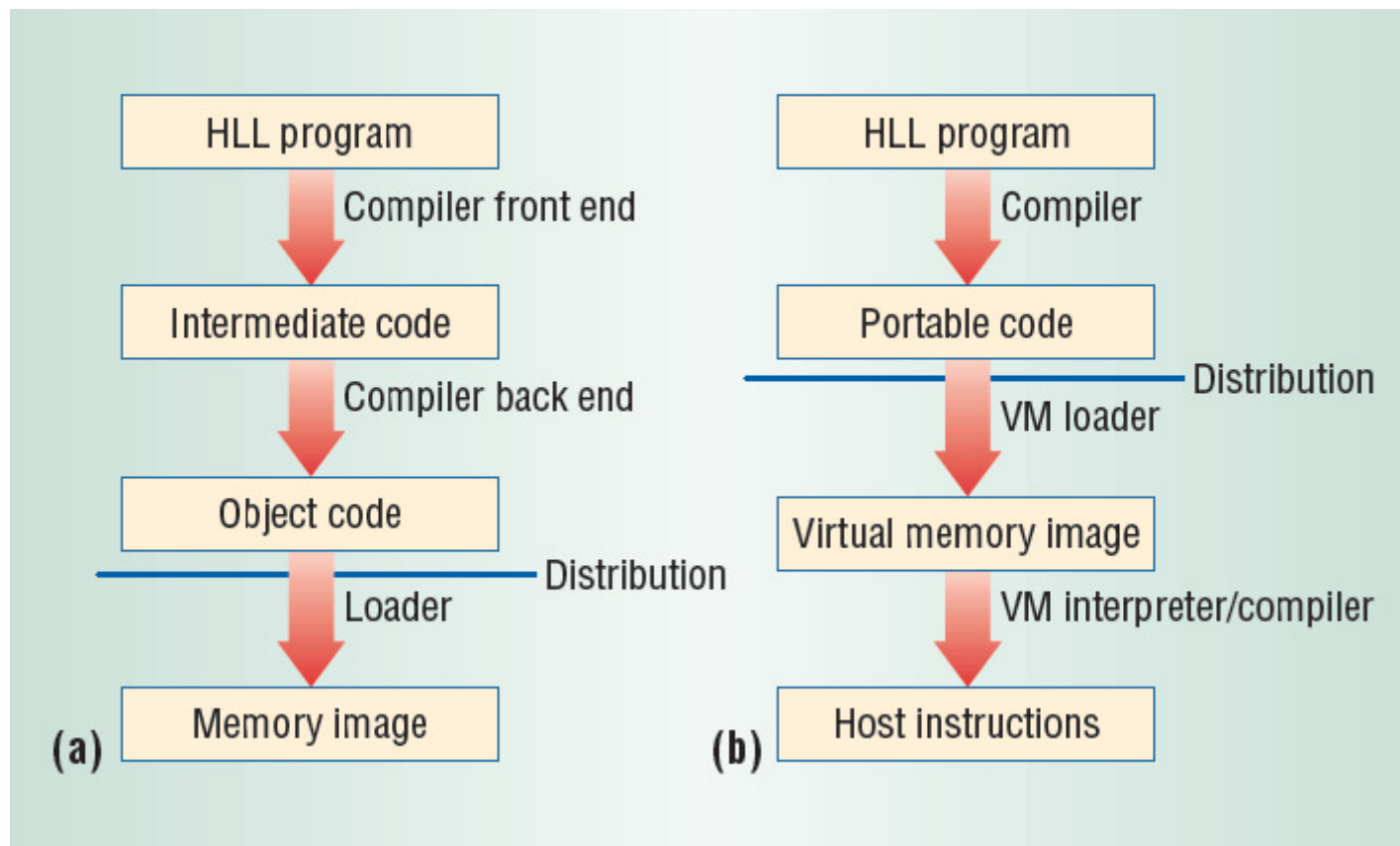


JAVA – Higher-level Virtual Machine

- write a program once, and run it anywhere
 - Architecture independent
 - Operating System independent
- Language itself was clean, robust, garbage collection
- Program compiled into bytecode
 - Interpreted or just-in-time compiled.
 - Lower than native performance



Conventional versus Emulation/Translation



Aside: Just In-Time compilation (JIT)



Issues

- Legacy applications
- No isolation nor resource management between applets
- Security
 - Trust JVM implementation? Trust underlying OS?
- Performance compared to native?



Is the OS the “right” level of extended machine?

- Security
 - Trust the underlying OS?
- Legacy application and OSs
- Resource management of existing systems suitable for all applications?
- What about activities requiring “root” privileges



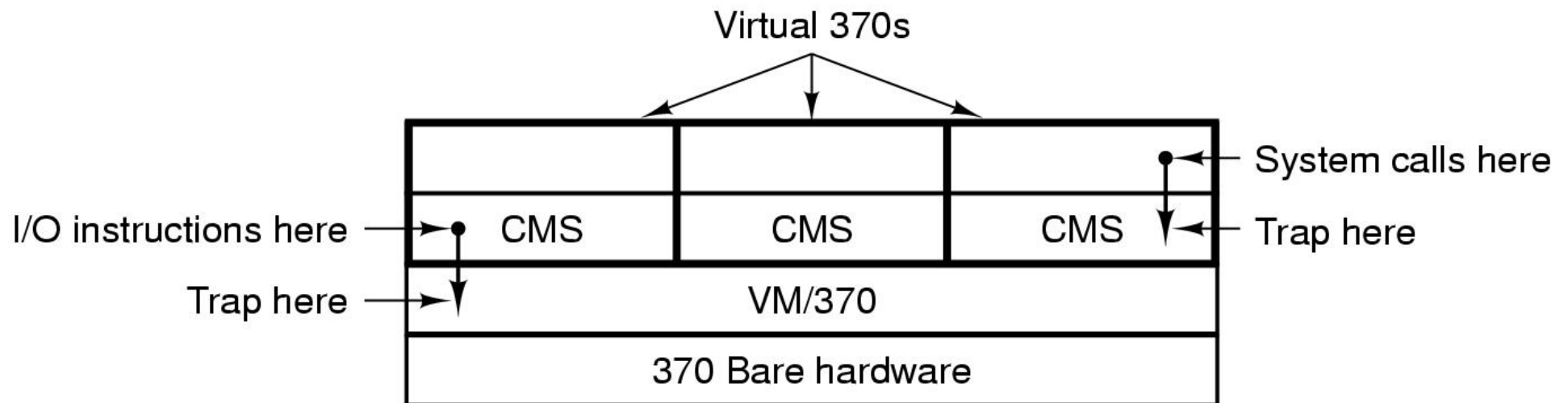
Virtual Machine Monitors

- Provide scheduling and resource management
- Extended “machine” is the actual machine interface.



IBM VM/370

- CMS a light-weight, single-user OS
- VM/370 multiplex multiple copies of CMS

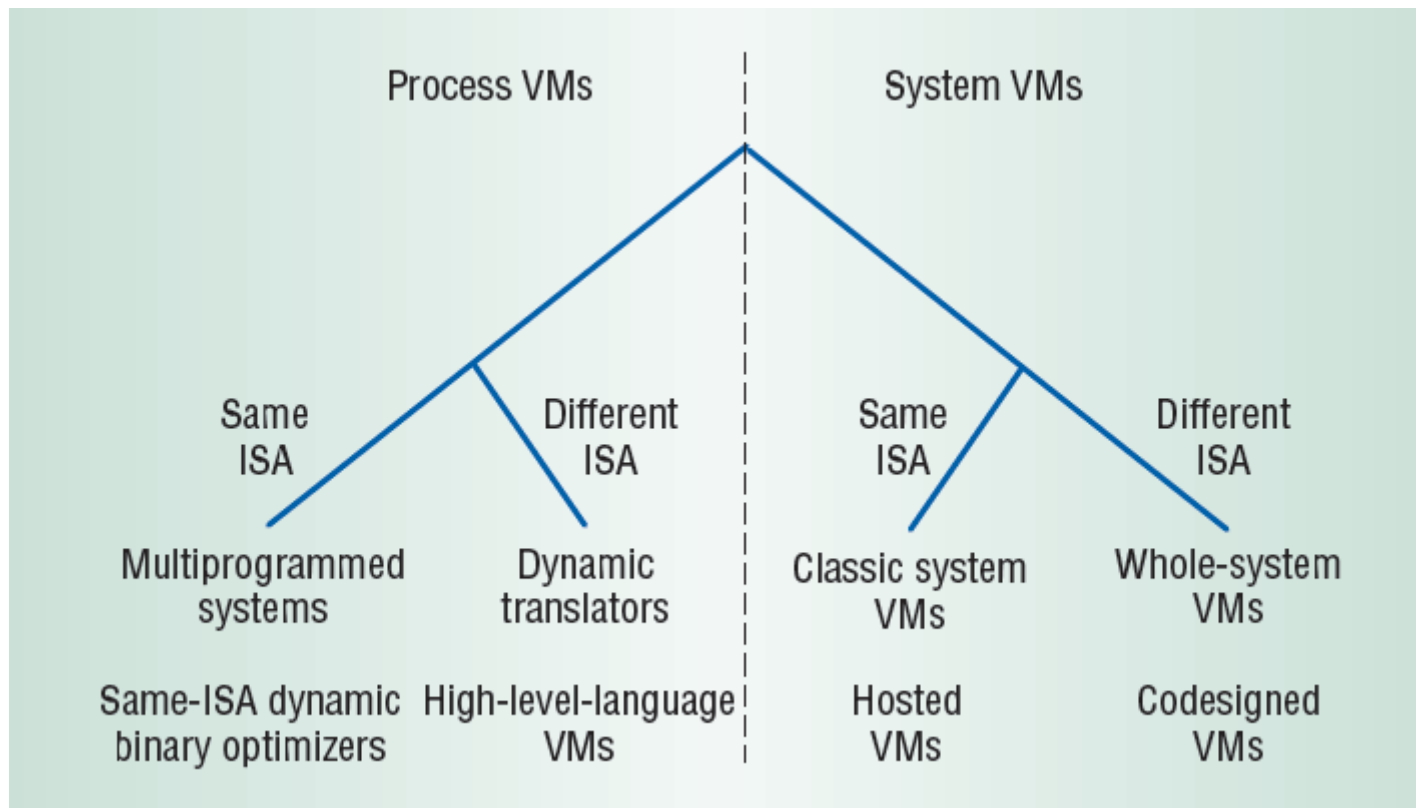


Advantages

- Legacy OSES (and applications)
- Server consolidation
- Concurrent OSES
 - Linux – Windows
 - Primary – Backup
 - High availability
- Test and Development
- Security
 - VMM (hopefully) small and correct
- Performance near bare hardware
 - For some applications



Taxonomy of Virtual Machines



What is System/161?



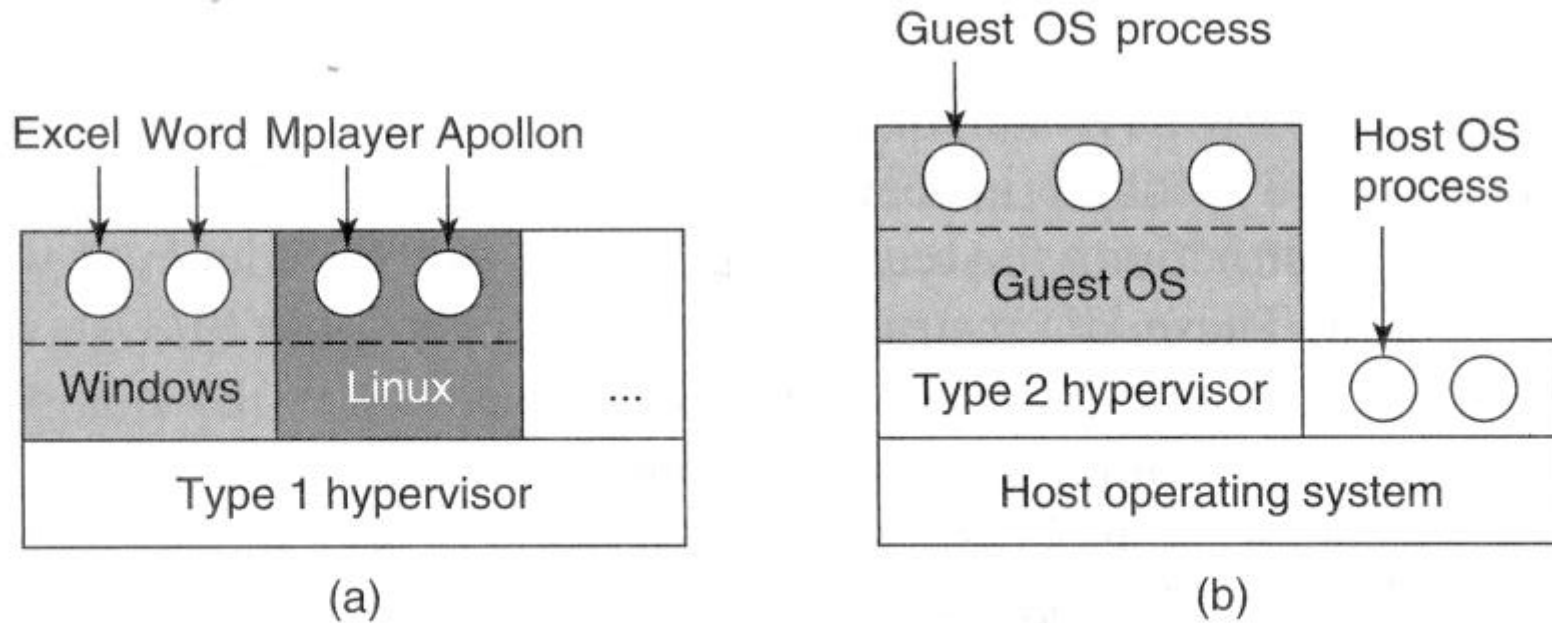


Figure 1-29. (a) A type 1 hypervisor. (b) A type 2 hypervisor.

Virtual R3000???

- Interpret
 - System/161
 - slow
 - JIT dynamic compilation
- Run on the real hardware??



Gerald J. Popek and Robert P. Goldberg (1974). "Formal Requirements for Virtualizable Third Generation Architectures". *Communications of the ACM* 17 (7): 412–421.

- Sensitive Instructions
 - The instructions that attempt to change the configuration of the processor.
 - The instructions whose behaviour or result depends on the configuration of the processor.
- Privileged Instructions
 - Instructions that trap if the processor is in user mode and do not trap if it is in system mode.
- Theorem
 - Architecture is virtualisable if sensitive instructions are a subset of privileged instructions.



R3000 Virtual Memory Addressing

- MMU
 - address translation in hardware
 - management of translation is software

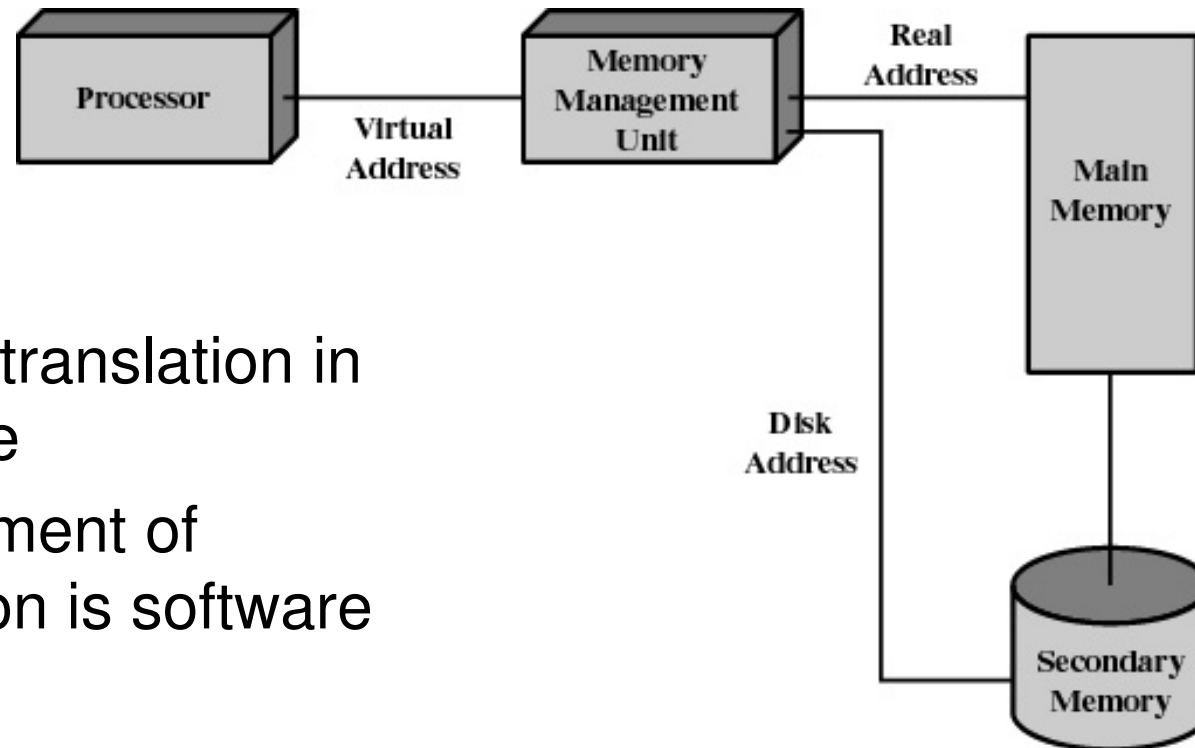


Figure 2.10 Virtual Memory Addressing

R3000 Address Space Layout

- kuseg:
 - 2 gigabytes
 - MMU translated
 - Cacheable
 - user-mode and kernel mode accessible

0xFFFFFFFF

kseg2

0xC0000000

kseg1

0xA0000000

kseg0

0x80000000

kuseg

0x00000000



R3000 Address Space Layout

- kseg0:
 - 512 megabytes
 - Fixed translation window to physical memory
 - 0x80000000 - 0x9fffffff virtual = 0x00000000 - 0x1fffffff physical
 - MMU not used
 - Cacheable
 - Only kernel-mode accessible
 - Usually where the kernel code is placed

0xffffffff

kseg2

0xc0000000

kseg1

0xa0000000

kseg0

0x80000000

kuseg

0x00000000

A green rectangular box labeled "Physical Memory" is positioned at the bottom center of the diagram. A curved arrow originates from the top of this box and points to the 0x80000000 address mark on the right-hand side of the diagram, indicating the mapping of the kseg0 virtual address space to physical memory.

Physical Memory

R3000 Address Space Layout

- kseg1:
 - 512 megabytes
 - Fixed translation window to physical memory
 - 0xa0000000 - 0xbfffffff virtual = 0x00000000 - 0x1fffffff physical
 - MMU not used
 - **NOT** cacheable
 - Only kernel-mode accessible
 - Where devices are accessed (and boot ROM)

0xffffffff

kseg2

0xc0000000

kseg1

0xa0000000

kseg0

0x80000000

kuseg

0x00000000



Physical Memory

R3000 Address Space Layout

- kseg2:
 - 1024 megabytes
 - MMU translated
 - Cacheable
 - Only kernel-mode accessible

0xffffffff

kseg2

0xc0000000

kseg1

0xa0000000

kseg0

0x80000000

kuseg

0x00000000



Issues

- Privileged registers (CP0)
- Privileged instructions
- Address Spaces
- Exceptions (including syscalls, interrupts)
- Devices



Approach: Trap & Emulate?









