

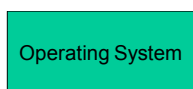
System Calls

Learning Outcomes

- A high-level understanding of System Calls
 - Mostly from the user's perspective
 - From textbook (section 1.6)
- Exposure architectural details of the MIPS R3000
 - Detailed understanding of the of exception handling mechanism
 - From "Hardware Guide" on class web site
- Understanding of the existence of compiler function calling conventions
 - Including details of the MIPS 'C' compiler calling convention
- Understanding of how the application kernel boundary is crossed with system calls in general
 - Including an appreciation of the relationship between a case study (OS/161 system call handling) and the general case.

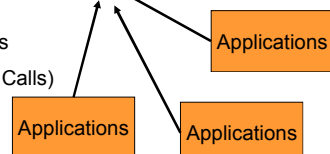
Operating System System Calls

Kernel Level



User Level

Requests
(System Calls)



System Calls

- Can be viewed as special procedure calls
 - Provides for a controlled entry into the kernel
 - While in kernel, they perform a privileged operation
 - Returns to original caller with the result
- The system call interface represents the abstract machine provided by the operating system.

A Brief Overview of Classes System Calls

- From the user's perspective
 - Process Management
 - File I/O
 - Directories management
 - Some other selected Calls
 - There are many more
 - On Linux, see `man syscalls` for a list

Some System Calls For Process Management

Process management	
Call	Description
<code>pid = fork()</code>	Create a child process identical to the parent
<code>pid = waitpid(pid, &statloc, options)</code>	Wait for a child to terminate
<code>s = execve(name, argv, environp)</code>	Replace a process' core image
<code>exit(status)</code>	Terminate process execution and return status

Some System Calls For File Management

File management	
Call	Description
<code>fd = open(file, how, ...)</code>	Open a file for reading, writing or both
<code>s = close(fd)</code>	Close an open file
<code>n = read(fd, buffer, nbytes)</code>	Read data from a file into a buffer
<code>n = write(fd, buffer, nbytes)</code>	Write data from a buffer into a file
<code>position = lseek(fd, offset, whence)</code>	Move the file pointer
<code>s = stat(name, &buf)</code>	Get a file's status information

Some System Calls For Directory Management

Directory and file system management	
Call	Description
<code>s = mkdir(name, mode)</code>	Create a new directory
<code>s = rmdir(name)</code>	Remove an empty directory
<code>s = link(name1, name2)</code>	Create a new entry, name2, pointing to name1
<code>s = unlink(name)</code>	Remove a directory entry
<code>s = mount(special, name, flag)</code>	Mount a file system
<code>s = umount(special)</code>	Unmount a file system

Some System Calls For Miscellaneous Tasks

Miscellaneous	
Call	Description
<code>s = chdir(dirname)</code>	Change the working directory
<code>s = chmod(name, mode)</code>	Change a file's protection bits
<code>s = kill(pid, signal)</code>	Send a signal to a process
<code>seconds = time(&seconds)</code>	Get the elapsed time since Jan. 1, 1970

System Calls

- A stripped down shell:

```

while (TRUE) {
    type_prompt( );          /* repeat forever */
    read_command (command, parameters); /* display prompt */
                                /* input from terminal */

    if (fork() != 0) {      /* fork off child process */
        /* Parent code */
        waitpid(-1, &status, 0); /* wait for child to exit */
    } else {
        /* Child code */
        execve (command, parameters, 0); /* execute command */
    }
}
    
```

System Calls

UNIX	Win32	Description
<code>fork</code>	<code>CreateProcess</code>	Create a new process
<code>waitpid</code>	<code>WaitForSingleObject</code>	Can wait for a process to exit
<code>execve</code>	(none)	<code>CreateProcess - fork + execve</code>
<code>exit</code>	<code>_ExitProcess</code>	Terminate execution
<code>open</code>	<code>CreateFile</code>	Create a file or open an existing file
<code>close</code>	<code>CloseHandle</code>	Close a file
<code>read</code>	<code>ReadFile</code>	Read data from a file
<code>write</code>	<code>WriteFile</code>	Write data to a file
<code>lseek</code>	<code>SetFilePointer</code>	Move the file pointer
<code>stat</code>	<code>GetFileAttributesEx</code>	Get various file attributes
<code>mkdir</code>	<code>CreateDirectory</code>	Create a new directory
<code>rmdir</code>	<code>RemoveDirectory</code>	Remove an empty directory
<code>link</code>	(none)	Win32 does not support links
<code>unlink</code>	<code>DeleteFile</code>	Destroy an existing file
<code>mount</code>	(none)	Win32 does not support mount
<code>umount</code>	(none)	Win32 does not support mount
<code>chdir</code>	<code>SetCurrentDirectory</code>	Change the current working directory
<code>chmod</code>	(none)	Win32 does not support security (although NT does)
<code>kill</code>	(none)	Win32 does not support signals
<code>time</code>	<code>GetLocalTime</code>	Get the current time

Some Win32 API calls

The MIPS R2000/R3000

- Before looking at system call mechanics in some detail, we need a basic understanding of the MIPS R3000

MIPS R3000

- Load/store architecture
 - No instructions that operate on memory except load and store
 - Simple load/stores to/from memory from/to registers
 - Store word: `sw r4, (r5)`
 - Store contents of r4 in memory using address contained in register r5
 - Load word: `lw r3, (r7)`
 - Load contents of memory into r3 using address contained in r7
 - Delay of one instruction after load before data available in destination register
 - » Must always an instruction between a load from memory and the subsequent use of the register.
 - `lw, sw, lb, sb, lh, sh,...`

MIPS R3000

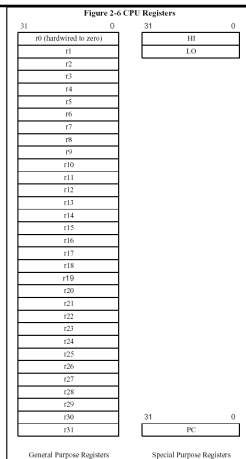
- Arithmetic and logical operations are register to register operations
 - E.g., `add r3, r2, r1`
 - No arithmetic operations on memory
- Example
 - `add r3, r2, r1` ⇒ $r3 = r2 + r1$
- Some other instructions
 - `add, sub, and, or, xor, sll, srl`

MIPS R3000

- All instructions are encoded in 32-bit
- Some instructions have *immediate* operands
 - Immediate values are constants encoded in the instruction itself
 - Only 16-bit value
 - Examples
 - Add Immediate: `addi r2, r1, 2048`
 - ⇒ $r2 = r1 + 2048$
 - Load Immediate : `li r2, 1234`
 - ⇒ $r2 = 1234$

MIPS Registers

- User-mode accessible registers
 - 32 general purpose registers
 - r0 hardwired to zero
 - r31 the *link* register for jump-and-link (JAL) instruction
 - HI/LO
 - 2 * 32-bits for multiply and divide
 - PC
 - Not directly visible
 - Modified implicitly by jump and branch instructions



Branching and Jumping

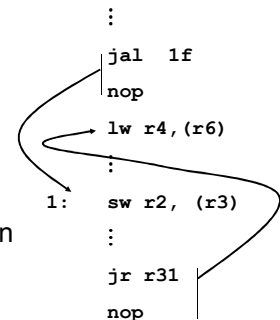
- Branching and jumping have a *branch delay slot*
 - The instruction following a branch or jump is always executed prior to destination
- ```

li r2, 1
sw r0, (r3)
j 1f
li r2, 2
li r2, 3
1: sw r2, (r3)

```

## Jump and Link Instruction

- JAL is used to implement function calls
  - $r31 = PC+8$
- Return Address register (RA) is used to return from function call



## MIPS R3000

- RISC architecture – 5 stage pipeline

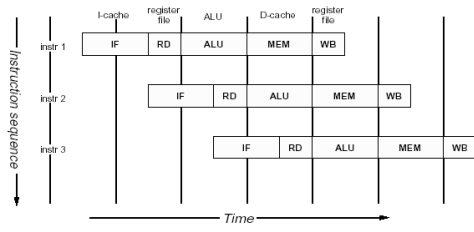


Figure 1.1. MIPS 5-stage pipeline

## Coprocessor 0

- The processor control registers are located in CP0
  - Exception management registers
  - Translation management registers
- CP0 is manipulated using mtc0 (move to) and mfc0 (move from) instructions
  - mtc0/mfc0 are only accessible in kernel mode.

## CP0 Registers

- Exception Management
  - c0\_cause
    - Cause of the recent exception
  - c0\_status
    - Current status of the CPU
  - c0\_epc
    - Address of the instruction that caused the exception
  - c0\_badvaddr
    - Address accessed that caused the exception
- Miscellaneous
  - c0\_prid
    - Processor Identifier
- Memory Management
  - c0\_index
  - c0\_random
  - c0\_entryhi
  - c0\_entrylo
  - c0\_context
  - More about these later in course

## c0\_status

|     |     |     |     |    |    |    |     |    |     |     |     |     |     |     |    |   |
|-----|-----|-----|-----|----|----|----|-----|----|-----|-----|-----|-----|-----|-----|----|---|
| 31  | 30  | 29  | 28  | 27 | 26 | 25 | 24  | 23 | 22  | 21  | 20  | 19  | 18  | 17  | 16 |   |
| CU3 | CU2 | CU1 | CU0 | 0  | RE | 0  | BEV | TS | PE  | CM  | PZ  | SwC | IsC |     |    |   |
|     |     |     |     |    |    |    |     |    |     |     |     |     |     |     |    |   |
| 15  | 8   |     |     |    |    |    |     |    | 7   | 6   | 5   | 4   | 3   | 2   | 1  | 0 |
| IM  |     |     |     |    |    |    |     | 0  | KUo | IEo | KUp | IEp | KUc | IEc |    |   |

Figure 3.2. Fields in status register (SR)

- For practical purposes, you can ignore most bits
  - Green background is the focus

## c0\_status

|     |     |     |     |    |    |    |     |    |     |     |     |     |     |     |    |   |
|-----|-----|-----|-----|----|----|----|-----|----|-----|-----|-----|-----|-----|-----|----|---|
| 31  | 30  | 29  | 28  | 27 | 26 | 25 | 24  | 23 | 22  | 21  | 20  | 19  | 18  | 17  | 16 |   |
| CU3 | CU2 | CU1 | CU0 | 0  | RE | 0  | BEV | TS | PE  | CM  | PZ  | SwC | IsC |     |    |   |
|     |     |     |     |    |    |    |     |    |     |     |     |     |     |     |    |   |
| 15  | 8   |     |     |    |    |    |     |    | 7   | 6   | 5   | 4   | 3   | 2   | 1  | 0 |
| IM  |     |     |     |    |    |    |     | 0  | KUo | IEo | KUp | IEp | KUc | IEc |    |   |

Figure 3.2. Fields in status register (SR)

- IM
  - Individual interrupt mask bits
  - 6 external
  - 2 software
- KU
  - 0 = kernel
  - 1 = user mode
- IE
  - 0 = all interrupts masked
  - 1 = interrupts enable
  - Mask determined via IM bits
- c, p, o = current, previous, old

## c0\_cause

|    |    |    |    |    |    |         |   |   |   |   |   |   |
|----|----|----|----|----|----|---------|---|---|---|---|---|---|
| 31 | 30 | 29 | 28 | 27 | 16 | 15      | 8 | 7 | 6 | 2 | 1 | 0 |
| BD | 0  | CE | 0  | IP | 0  | ExcCode | 0 |   |   |   |   |   |

Figure 3.3. Fields in the Cause register

- IP
  - Interrupts pending
  - 8 bits indicating current state of interrupt lines
- CE
  - Coprocessor error
  - Attempt to access disabled Copro.
- BD
  - If set, the instruction that caused the exception was in a branch delay slot
- ExcCode
  - The code number of the exception taken

## Exception Codes

| ExcCode Value | Mnemonic | Description                                                                                                                                                                            |
|---------------|----------|----------------------------------------------------------------------------------------------------------------------------------------------------------------------------------------|
| 0             | Int      | Interrupt                                                                                                                                                                              |
| 1             | Mod      | "TLB modification"                                                                                                                                                                     |
| 2             | TLBL     | "TLB load/TLB store"                                                                                                                                                                   |
| 3             | TLBS     |                                                                                                                                                                                        |
| 4             | AdEL     | Address error (on load/I-fetch or store respectively). Either an attempt to access outside kuseg when in user mode, or an attempt to read a word or half-word at a misaligned address. |
| 5             | AdES     |                                                                                                                                                                                        |

Table 3.2. ExcCode values: different kinds of exceptions

## Exception Codes

| ExcCode Value | Mnemonic | Description                                                                                                                                                                                                                                                                         |
|---------------|----------|-------------------------------------------------------------------------------------------------------------------------------------------------------------------------------------------------------------------------------------------------------------------------------------|
| 6             | IBE      | Bus error (instruction fetch or data load, respectively). External hardware has signalled an error of some kind; proper exception handling is system-dependent. The R30xx family CPUs can't take a bus error on a store; the write buffer would make such an exception "imprecise". |
| 7             | DBE      |                                                                                                                                                                                                                                                                                     |
| 8             | Syscall  | Generated unconditionally by a <i>syscall</i> instruction.                                                                                                                                                                                                                          |
| 9             | Bp       | Breakpoint - a <i>break</i> instruction.                                                                                                                                                                                                                                            |
| 10            | RI       | "reserved instruction"                                                                                                                                                                                                                                                              |
| 11            | CpU      | "Co-Processor unusable"                                                                                                                                                                                                                                                             |
| 12            | Ov       | "arithmetic overflow". Note that "unsigned" versions of instructions (e.g. <i>addu</i> ) never cause this exception.                                                                                                                                                                |
| 13-31         | -        | reserved. Some are already defined for MIPS CPUs such as the R6000 and R4xxx                                                                                                                                                                                                        |

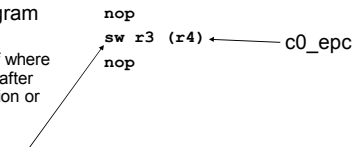
Table 3.2. ExcCode values: different kinds of exceptions

## c0\_epc

### The Exception Program Counter

- Points to address of where to restart execution after handling the exception or interrupt
- Example
  - Assume `sw r3, (r4)` causes a fault exception

Aside: We are ignore BD-bit in `c0_cause` which is also used in reality on rare occasions.

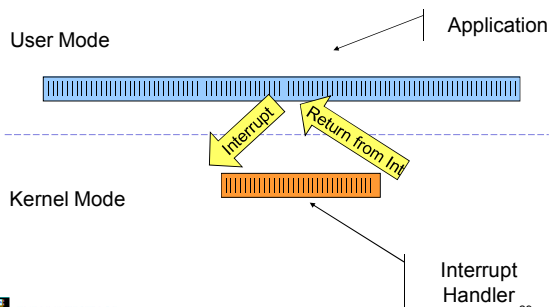


## Exception Vectors

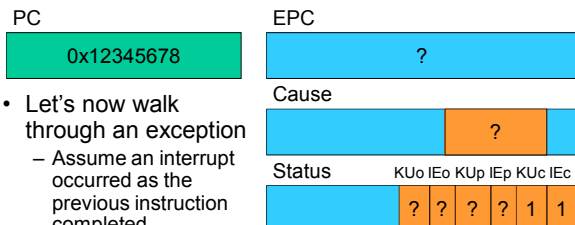
| Program address | "segment" | Physical Address | Description                                                                                    |
|-----------------|-----------|------------------|------------------------------------------------------------------------------------------------|
| 0x8000 0000     | kseg0     | 0x0000 0000      | TLB miss on <i>kuseg</i> reference only.                                                       |
| 0x8000 0080     | kseg0     | 0x0000 0080      | All other exceptions.                                                                          |
| 0xbf00 0100     | kseg1     | 0x1fc0 0100      | Uncached alternative <i>kuseg</i> TLB miss entry point (used if <i>SR</i> bit <i>BEV</i> set). |
| 0xbf00 0180     | kseg1     | 0x1fc0 0180      | Uncached alternative for all other exceptions, used if <i>SR</i> bit <i>BEV</i> set).          |
| 0xbf00 0000     | kseg1     | 0x1fc0 0000      | The "reset exception".                                                                         |

Table 4.1. Reset and exception entry points (vectors) for R30xx family

## Simple Interrupt Walk-through



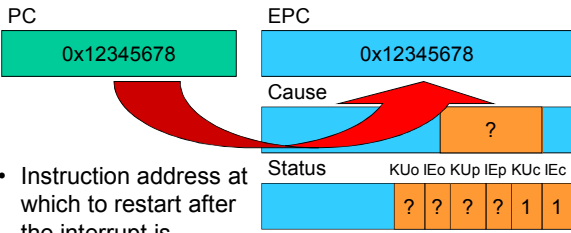
## Hardware exception handling



### Let's now walk through an exception

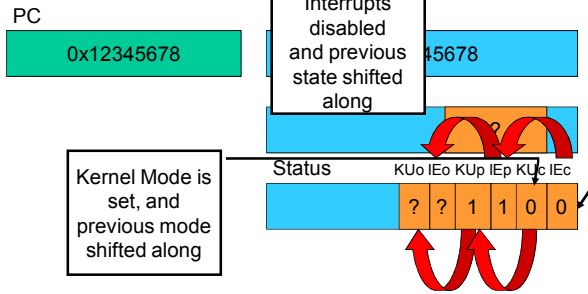
- Assume an interrupt occurred as the previous instruction completed
- Note: We are in user mode with interrupts enabled

## Hardware exception handling

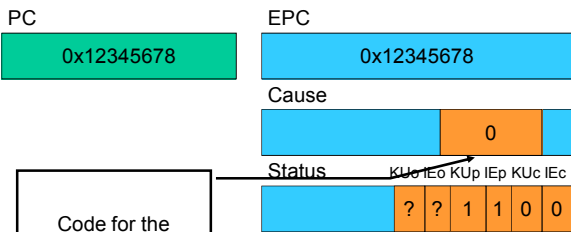


- Instruction address at which to restart after the interrupt is transferred to EPC

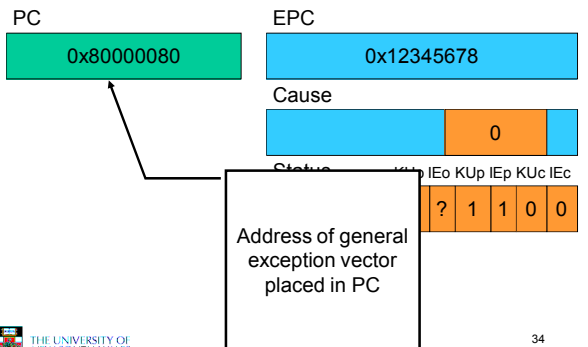
## Hardware exception handling



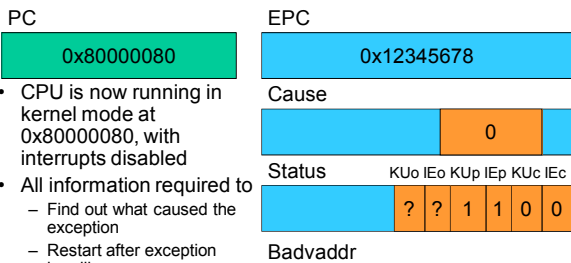
## Hardware exception handling



## Hardware exception handling



## Hardware exception handling



- CPU is now running in kernel mode at 0x80000080, with interrupts disabled
- All information required to
  - Find out what caused the exception
  - Restart after exception handling
 is in coprocessor registers

## Returning from an exception

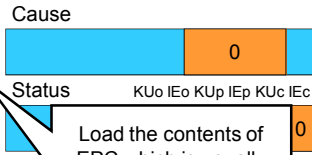
- For now, lets ignore
  - how the exception is actually handled
  - how user-level registers are preserved
- Let's simply look at how we return from the exception

## Returning from an exception



- This code to return is

```
lw r27, saved_epc
nop
jx r27
rfe
```



Load the contents of EPC which is usually moved earlier to somewhere in memory by the exception handler



## Returning from an exception



- This code to return is

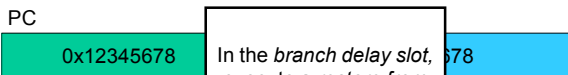
```
lw r27, saved_epc
nop
jx r27
rfe
```



Store the EPC back in the PC



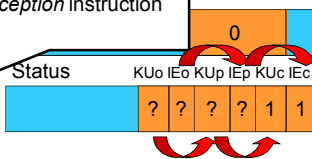
## Returning from an exception



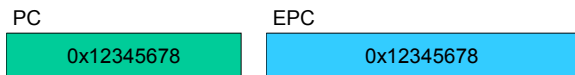
- This code to return

```
lw r27, saved_epc
nop
jx r27
rfe
```

In the branch delay slot, execute a restore from exception instruction



## Returning from an exception

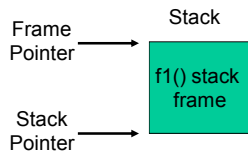


- We are now back in the same state we were in when the exception happened



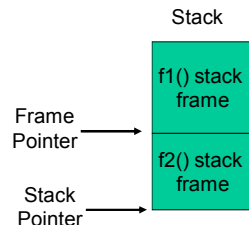
## Function Stack Frames

- Each function call allocates a new stack frame for local variables, the return address, previous frame pointer etc.
- Example: assume f1() calls f2(), which calls f3().



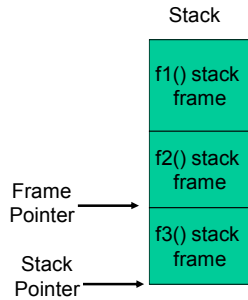
## Function Stack Frames

- Each function call allocates a new stack frame for local variables, the return address, previous frame pointer etc.
- Example: assume f1() calls f2(), which calls f3().



## Function Stack Frames

- Each function call allocates a new stack frame for local variables, the return address, previous frame pointer etc.
- Example: assume f1() calls f2(), which calls f3().



## Software Register Conventions

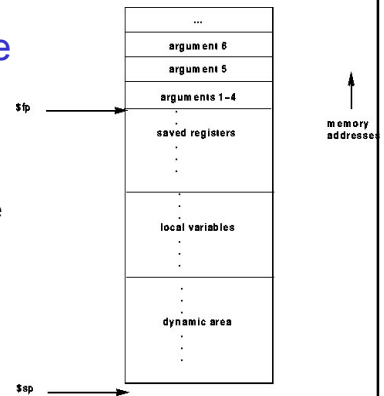
- Given 32 registers, which registers are used for
  - Local variables?
  - Argument passing?
  - Function call results?
  - Stack Pointer?

## Software Register Conventions

| Reg No | Name  | Used for                                                                                                                                                                                |
|--------|-------|-----------------------------------------------------------------------------------------------------------------------------------------------------------------------------------------|
| 0      | zero  | Always returns 0                                                                                                                                                                        |
| 1      | at    | (assembler temporary) Reserved for use by assembler                                                                                                                                     |
| 2-3    | v0-v1 | Value (except FP) returned by subroutine                                                                                                                                                |
| 4-7    | a0-a3 | (arguments) First four parameters for a subroutine                                                                                                                                      |
| 8-15   | t0-t7 | (temporaries) subroutines may use without saving                                                                                                                                        |
| 24-25  | t8-t9 |                                                                                                                                                                                         |
| 16-23  | s0-s7 | Subroutine "register variables"; a subroutine which will write one of these must save the old value and restore it before it exits, so the calling routine sees their values preserved. |
| 26-27  | k0-k1 | Reserved for use by interrupt/trap handler - may change under your feet                                                                                                                 |
| 28     | gp    | global pointer - some runtime systems maintain this to give easy access to (some) "static" or "extern" variables.                                                                       |
| 29     | sp    | stack pointer                                                                                                                                                                           |
| 30     | s8/tp | 9th register variable. Subroutines which need one can use this as a "frame pointer".                                                                                                    |
| 31     | ra    | Return address for subroutine                                                                                                                                                           |

## Stack Frame

- MIPS calling convention for gcc
  - Args 1-4 have space reserved for them



## Example Code

```
main ()
{
 int i;

 i =
 sixargs (1,2,3,4,5,6);
}

int sixargs(int a, int b,
 int c, int d, int e,
 int f)
{
 return a + b + c + d
 + e + f;
}
```

```
0040011c <main>:
40011c: 27bdf0d8 addiu sp,sp,-40
400120: afbf0024 sw ra,36(sp)
400124: afbe0020 sw s8,32(sp)
400128: 03a0f021 move s8,sp
40012c: 24020005 li v0,5
400130: afa20010 sw v0,16(sp)
400134: 24020006 li v0,6
400138: afa20014 sw v0,20(sp)
40013c: 24040001 li a0,1
400140: 24050002 li a1,2
400144: 24060003 li a2,3
400148: 0c10002c jal 4000b0 <sixargs>
40014c: 24070004 li a3,4
400150: afc20018 sw v0,24(s8)
400154: 03c0e821 move sp,s8
400158: 8fbf0024 lw ra,36(sp)
40015c: 8fbc0020 lw s8,32(sp)
400160: 03a00008 jr ra
400164: 27bd0028 addiu sp,sp,40
...
```



```

00400b0 <sixargs>:
4000b0: 27bdfff8 addiu sp,sp,-8
4000b4: afbe0000 sw s8,0(sp)
4000b8: 03a0f021 move s8,sp
4000bc: afc40008 sw a0,8(s8)
4000c0: afc5000c sw a1,12(s8)
4000c4: afc60010 sw a2,16(s8)
4000c8: afc70014 sw a3,20(s8)
4000cc: 8fc30008 lw v1,8(s8)
4000d0: 8fc2000c lw v0,12(s8)
4000d4: 00000000 nop
4000d8: 00621021 addu v0,v1,v0
4000dc: 8fc30010 lw v1,16(s8)
4000e0: 00000000 nop
4000e4: 00431021 addu v0,v0,v1
4000e8: 8fc30014 lw v1,20(s8)
4000ec: 00000000 nop
4000f0: 00431021 addu v0,v0,v1
4000f4: 8fc30018 lw v1,24(s8)
4000f8: 00000000 nop

```

```

4000fc: 00431021 addu v0,v0,v1
400100: 8fc3001c lw v1,28(s8)
400104: 00000000 nop
400108: 00431021 addu v0,v0,v1
40010c: 03c0e821 move sp,s8
400110: 8fbc0000 lw s8,0(sp)
400114: 03e00008 jx ra
400118: 27bd0008 addiu sp,sp,8

```

## System Calls

Continued

## User and Kernel Execution

- Simplistically, execution state consists of
  - Registers, processor mode, PC, SP
- User applications and the kernel have their own execution state.
- System call mechanism safely transfers from user execution to kernel execution and back.

## System Call Mechanism in Principle

- Processor mode
  - Switched from user-mode to kernel-mode
    - Switched back when returning to user mode
- SP
  - User-level SP is saved and a kernel SP is initialised
    - User-level SP restored when returning to user-mode
- PC
  - User-level PC is saved and PC set to kernel entry point
    - User-level PC restored when returning to user-level
  - Kernel entry via the designated entry point must be strictly enforced

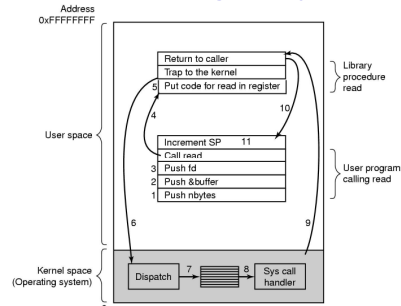
## System Call Mechanism in Principle

- Registers
  - Set at user-level to indicate system call type and its arguments
    - A convention between applications and the kernel
  - Some registers are preserved at user-level or kernel-level in order to restart user-level execution
    - Depends on language calling convention etc.
  - Result of system call placed in registers when returning to user-level
    - Another convention

## Why do we need system calls?

- Why not simply jump into the kernel via a function call????
  - Function calls do not
    - Change from user to kernel mode
      - and eventually back again
    - Restrict possible entry points to secure locations

## Steps in Making a System Call



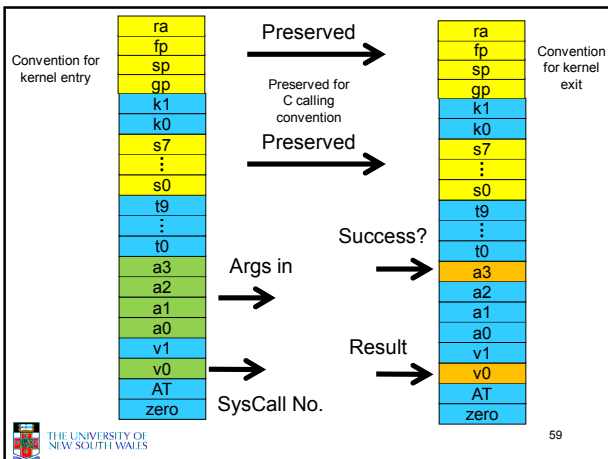
There are 11 steps in making the system call read (fd, buffer, nbytes)

## MIPS System Calls

- System calls are invoked via a *syscall* instruction.
  - The *syscall* instruction causes an exception and transfers control to the general exception handler
  - A convention (an agreement between the kernel and applications) is required as to how user-level software indicates
    - Which system call is required
    - Where its arguments are
    - Where the result should go

## OS/161 Systems Calls

- OS/161 uses the following conventions
  - Arguments are passed and returned via the normal C function calling convention
  - Additionally
    - Reg v0 contains the system call number
    - On return, reg a3 contains
      - 0: if success, v0 contains successful result
      - not 0: if failure, v0 has the errno.
        - » v0 stored in errno
        - » -1 returned in v0



- Seriously low-level code follows
- This code is not for the faint hearted

```

move $0,$3
addiu $1,$sp,16
jal 40008c <read>
li $2,1024
move $0,$0
blez $0,400194 <doct+0x

```

## User-Level System Call Walk Through

```
int read(int filehandle, void *buffer, size_t size)
```

- Three arguments, one return value
- Code fragment calling the read function

```
400124: 02602021 move a0,s3
400128: 27a50010 addiu a1,sp,16
40012c: 0c1001a3 jal 40068c <read>
400130: 24060400 li a2,1024
400134: 00408021 move s0,v0
400138: 1a000016 blez s0,400194 <docat+0x94>
```

- Args are loaded, return value is tested



61

## The read() syscall function part 1

```
0040068c <read>:
```

```
40068c: 08100190 j 400640 <__syscall>
400690: 24020005 li v0,5
```

- Appropriate registers are preserved
  - Arguments (a0-a3), return address (ra), etc.
- The syscall number (5) is loaded into v0
- Jump (not jump and link) to the common syscall routine



62

## The read() syscall function part 2

Generate a syscall exception

```
00400640 <__syscall>:
400640: 0000000c syscall
400644: 10e00005 beqz a3,40065c <__syscall+0x1c>
400648: 00000000 nop
40064c: 3c011000 lui at,0x1000
400650: ac220000 sw v0,0(at)
400654: 2403ffff li v1,-1
400658: 2402ffff li v0,-1
40065c: 03e00008 jr ra
400660: 00000000 nop
```



63

## The read() syscall function part 2

Test success, if yes, branch to return from function

```
00400640 <__syscall>:
400640: 0000000c syscall
400644: 10e00005 beqz a3,40065c <__syscall+0x1c>
400648: 00000000 nop
40064c: 3c011000 lui at,0x1000
400650: ac220000 sw v0,0(at)
400654: 2403ffff li v1,-1
400658: 2402ffff li v0,-1
40065c: 03e00008 jr ra
400660: 00000000 nop
```



64

## The read() syscall function part 2

If failure, store code in *errno*

```
00400640 <__syscall>:
400640: 0000000c syscall
400644: 10e00005 beqz a3,40065c
400648: 00000000 nop
40064c: 3c011000 lui at,0x1000
400650: ac220000 sw v0,0(at)
400654: 2403ffff li v1,-1
400658: 2402ffff li v0,-1
40065c: 03e00008 jr ra
400660: 00000000 nop
```



65

## The read() syscall function part 2

Set read() result to -1

```
00400640 <__syscall>:
400640: 0000000c syscall
400644: 10e00005 beqz a3,40065c
400648: 00000000 nop
40064c: 3c011000 lui at,0x1000
400650: ac220000 sw v0,0(at)
400654: 2403ffff li v1,-1
400658: 2402ffff li v0,-1
40065c: 03e00008 jr ra
400660: 00000000 nop
```



66

## The read() syscall function part 2

```

00400640 <_syscall>:
400640: 0000000c syscall
400644: 10e00005 beqz a3,40065c
400648: 00000000 nop
40064c: 3c011000 lui at,0x1000
400650: ac220000 sw v0,0(at)
400654: 2403ffff li v1,-1
400658: 2402ffff li v0,-1
40065c: 03e00008 jr ra
400660: 00000000 nop

```

Return to location  
after where read()  
was called

## Summary

- From the caller's perspective, the read() system call behaves like a normal function call
  - It preserves the calling convention of the language
- However, the actual function implements its own convention by agreement with the kernel
  - Our OS/161 example assumes the kernel preserves appropriate registers(s0-s8, sp, gp, ra).
- Most languages have similar *support libraries* that interface with the operating system.

## System Calls - Kernel Side

- Things left to do
  - Change to kernel stack
  - Preserve registers by saving to memory (the stack)
  - Leave saved registers somewhere accessible to
    - Read arguments
    - Store return values
  - Do the “read()”
  - Restore registers
  - Switch back to user stack
  - Return to application

```

exception:
 move k1, sp /* Save previous stack pointer in k1 */
 mfc0 k0, c0_status /* Get status register */
 andi k0, k0, CST_Kup /* Check the we-were-in-user-mode bit */
 beq k0, $0, 1f /* If clear, from kernel, already have stack */
 nop /* delay slot */

 /* Coming from user mode - load kernel stack into sp */
 la k0, curkstack /* get address of "curkstack" */
 lw sp, 0(k0) /* load */
 nop /* delay slot */

1:
 mfc0 k0, c0_cause /* Now, load the exception cause. */
 j common_exception /* Skip to common code */
 nop /* delay slot */

```

Note k0, k1  
registers  
available for  
kernel use

```

exception:
 move k1, sp /* Save previous stack pointer in k1 */
 mfc0 k0, c0_status /* Get status register */
 andi k0, k0, CST_Kup /* Check the we-were-in-user-mode bit */
 beq k0, $0, 1f /* If clear, from kernel, already have stack */
 nop /* delay slot */

 /* Coming from user mode - load kernel stack into sp */
 la k0, curkstack /* get address of "curkstack" */
 lw sp, 0(k0) /* get its value */
 nop /* delay slot for the load */

1:
 mfc0 k0, c0_cause /* Now, load the exception cause. */
 j common_exception /* Skip to common code */
 nop /* delay slot */

```

```

common_exception:
 /*
 * At this point:
 * Interrupts are off. (The processor did this for us.)
 * k0 contains the exception cause value.
 * k1 contains the old stack pointer.
 * sp points into the kernel stack.
 * All other registers are untouched.
 */

 /*
 * Allocate stack space for 37 words to hold the trap frame,
 * plus four more words for a minimal argument block.
 */
 addi sp, sp, -164

```

```

/* The order here must match mips/include/trapframe.h. */

sw ra, 160(sp) /* dummy for gdb */
sw s8, 156(sp) /* save s8 */
sw sp, 152(sp) /* dummy for gdb */
sw gp, 148(sp) /* save gp */
sw k1, 144(sp) /* dummy for gdb */
sw k0, 140(sp) /* dummy for gdb */

sw k1, 152(sp) /* real saved sp */
nop /* delay slot for store */

mfc0 k1, c0_epc /* Copr.0 reg 13 == PC for
sw k1, 160(sp) /* real saved PC */

```

These six stores are a "hack" to avoid confusing GDB. You can ignore the details of why and how.

THE UNIVERSITY OF NEW SOUTH WALES 73

```

/* The order here must match mips/include/trapframe.h. */

sw ra, 160(sp) /* dummy for gdb */
sw s8, 156(sp) /* save s8 */
sw sp, 152(sp) /* dummy for gdb */
sw gp, 148(sp) /* save gp */
sw k1, 144(sp) /* dummy for gdb */
sw k0, 140(sp) /* dummy for gdb */

sw k1, 152(sp) /* real saved sp */
nop /* delay slot for store */

mfc0 k1, c0_epc /* Copr.0 reg 13 == PC for exception */
sw k1, 160(sp) /* real saved PC */

```

The real work starts here

THE UNIVERSITY OF NEW SOUTH WALES 74

```

sw t9, 136(sp)
sw t8, 132(sp)
sw t7, 128(sp)
sw t6, 124(sp)
sw t5, 120(sp)
sw t4, 116(sp)
sw t3, 112(sp)
sw t2, 108(sp)
sw t1, 104(sp)
sw t0, 100(sp)
sw s9, 96(sp)
sw s8, 92(sp)
sw s7, 88(sp)
sw s6, 84(sp)
sw s5, 80(sp)
sw s4, 76(sp)
sw s3, 72(sp)
sw s2, 68(sp)
sw s1, 64(sp)
sw s0, 60(sp)
sw a9, 56(sp)
sw a8, 52(sp)
sw a7, 48(sp)
sw a6, 44(sp)
sw a5, 40(sp)
sw a4, 36(sp)

```

Save all the registers on the kernel stack

THE UNIVERSITY OF NEW SOUTH WALES 75

```

/*
 * Save special registers.
 */
mfhi t0
mflo t1
sw t0, 32(sp)
sw t1, 28(sp)

/*
 * Save remaining exception context information.
 */

sw k0, 24(sp) /* k0 was loaded with cause earlier */
mfc0 t1, c0_status /* Copr.0 reg 11 == status */
sw t1, 20(sp)
mfc0 t2, c0_vaddr /* Copr.0 reg 8 == faulting vaddr */
sw t2, 16(sp)

/*
 * Pretend to save $0 for gdb's benefit.
 */
sw $0, 12(sp)

```

We can now use the other registers (t0, t1) that we have preserved on the stack

THE UNIVERSITY OF NEW SOUTH WALES 76

```

/*
 * Prepare to call mips_trap(struct trapframe *)
 */

addiu a0, sp, 16 /* set argument */
jal mips_trap /* call it */
nop /* delay slot */

```

Create a pointer to the base of the saved registers and state in the first argument register

THE UNIVERSITY OF NEW SOUTH WALES 77

```

struct trapframe {
 u_int32_t tf_vaddr; /* vaddr register */
 u_int32_t tf_status; /* status register */
 u_int32_t tf_cause; /* cause register */
 u_int32_t tf_lo;
 u_int32_t tf_hi;
 u_int32_t tf_ra; /* Saved register 31 */
 u_int32_t tf_at; /* Saved register 1 (AT) */
 u_int32_t tf_v0; /* Saved register 2 (v0) */
 u_int32_t tf_v1; /* etc. */
 u_int32_t tf_a0;
 u_int32_t tf_a1;
 u_int32_t tf_a2;
 u_int32_t tf_a3;
 u_int32_t tf_t0;
 :
 u_int32_t tf_t7;
 u_int32_t tf_s0;
 :
 u_int32_t tf_s7;
 u_int32_t tf_s8;
 u_int32_t tf_s9;
 u_int32_t tf_k0; /* dummy (see exception.S comment) */
 u_int32_t tf_k1; /* dummy */
 u_int32_t tf_gp;
 u_int32_t tf_sp;
 u_int32_t tf_s8;
 u_int32_t tf_epc; /* coprocessor 0 epc register

```

Kernel Stack

|        |
|--------|
| epc    |
| s8     |
| sp     |
| gp     |
| k1     |
| k0     |
| t9     |
| t8     |
| :      |
| at     |
| ra     |
| hi     |
| lo     |
| cause  |
| status |
| vaddr  |

By creating a pointer to here of type struct trapframe \*, we can access the user's saved registers as normal variables within 'C'

THE UNIVERSITY OF NEW SOUTH WALES 78

## Now we arrive in the 'C' kernel

```

/*
 * General trap (exception) handling function for mips.
 * This is called by the assembly-language exception handler once
 * the trapframe has been set up.
 */
void
mips_trap(struct trapframe *tf)
{
 u_int32_t code, isutlb, iskern;
 int savespl;

 /* The trap frame is supposed to be 37 registers long. */
 assert(sizeof(struct trapframe)==(37*4));

 /* Save the value of curspl, which belongs to the old context. */
 savespl = curspl;

 /* Right now, interrupts should be off. */
 curspl = SPL_HIGH;

```



79

## What happens next?

- The kernel deals with whatever caused the exception
  - Syscall
  - Interrupt
  - Page fault
  - It potentially modifies the *trapframe*, etc
    - E.g., Store return code in v0, zero in a3
- 'mips\_trap' eventually returns



80

```

exception_return:

/* 16(sp) no need to restore tf_vaddr */
lw t0, 20(sp) /* load status register value into t0 */
nop /* load delay slot */
mtc0 t0, c0_status /* store it back to coprocessor 0 */
/* 24(sp) no need to restore tf_cause */

/* restore special registers */
lw t1, 28(sp)
lw t0, 32(sp)
mtlo t1
mthi t0

/* load the general registers */
lw ra, 36(sp)

lw AT, 40(sp)
lw v0, 44(sp)
lw v1, 48(sp)
lw a0, 52(sp)
lw a1, 56(sp)
lw a2, 60(sp)
lw a3, 64(sp)

```



81

```

lw t0, 68(sp)
lw t1, 72(sp)
lw t2, 76(sp)
lw t3, 80(sp)
lw t4, 84(sp)
lw t5, 88(sp)
lw t6, 92(sp)
lw t7, 96(sp)
lw s0, 100(sp)
lw s1, 104(sp)
lw s2, 108(sp)
lw s3, 112(sp)
lw s4, 116(sp)
lw s5, 120(sp)
lw s6, 124(sp)
lw s7, 128(sp)
lw t8, 132(sp)
lw t9, 136(sp)

/* 140(sp) "saved" k0 was dummy garbage anyway */
/* 144(sp) "saved" k1 was dummy garbage anyway */

```



82

```

lw gp, 148(sp) /* restore gp */
/* 152(sp) stack pointer - below */
lw s8, 156(sp) /* restore s8 */
lw k0, 160(sp) /* fetch exception return PC into k0 */

lw sp, 152(sp) /* fetch saved sp (must be last) */

/* done */
jr k0 /* jump back */
rfe /* in delay slot */
.end common_exception

```

Note again that only k0, k1 have been trashed



83