

MIPS Functions

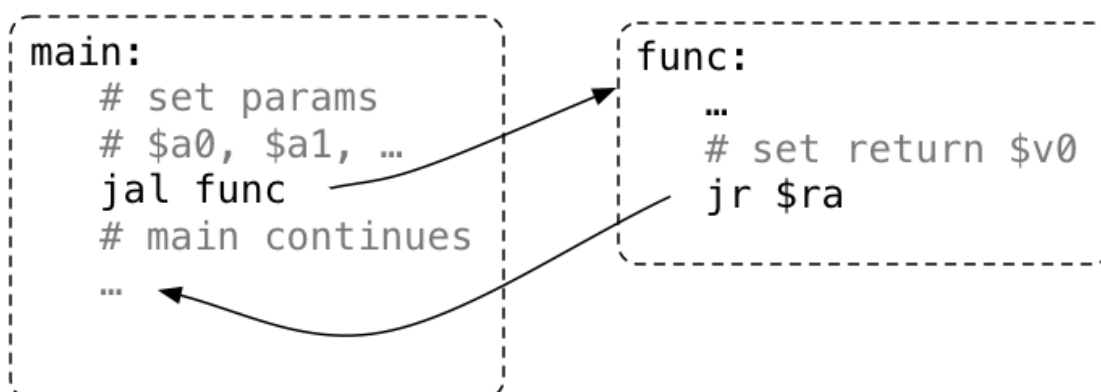
When we call a function:

- in code at the start of the function, called the **prologue***
 - the arguments are evaluated and set up for function
 - control is transferred to the code for the function
 - local variables are created
- the code for the function body is then executed
- in code at the end of the function, called the **epilogue**
 - the return value is set up
 - control transfers back to where the function was called from
 - the caller receives the return value

Function Calls

Simple view of function calls:

- load argument values into **\$a0, \$a1, \$a2, \$a3**.
- **jal function** set **\$ra** to PC+4 and jumps to function
- function puts return value in **\$v0**
- returns to caller using **jr \$ra**



Function with No Parameters or Return Value

- **jal hello** sets **\$ra** to address of following instruction, and transfers execution to **hello**
- **jr \$ra** transfers execution to the address in **\$ra**

```
int main(void) {
    hello();
    hello();
    hello();
    return 0;
}

void hello(void) {
    printf("hi\n");
}
```

```
main:
    ...
    jal hello
    jal hello
    jal hello
    ...
hello:
    la $a0, string
    li $v0, 4
    syscall
    jr $ra
.data
string:
    .asciiz "hi\n"
```

Function with a Return Value but No Parameters

By convention, function return value is passed back in **\$v0**

```
int main(void) {
    int a = answer();
    printf("%d\n", a);
    return 0;
}

int answer(void) {
    return 42;
}
```

```
main:
    ...
    jal answer
    move $a0, $v0
    li $v0, 1
    syscall
    ...
answer:
    li $v0, 42
    jr $ra
```

Function with a Return Value and Parameters

By convention, first 4 parameters are passed in **\$a0, \$a1, \$a2, \$a3**

If there are more parameters they are passed on the stack

Parameters too big to fit in a register, such as structs, also passed on the stack.

```
int main(void) {
    int a = product(6, 7);
    printf("%d\n", a);
    return 0;
}

int product(int x, int y) {
    return x * y;
}
```

```
main:
    ...
    li $a0, 6
    li $a1, 7
    jal product
    move $a0, $v0
    li $v0, 1
    syscall
    ...
product:
    mul $v0, $a0, $a1
    jr $ra
```

Functions that do not call other functions - **leaf functions** - are simpler to implement.

A function that calls another function *must* save **\$ra**.

The **jr \$ra** in main below **will fail**, because **jal hello** changed **\$ra**

```
int main(void) {
    hello();
    return 0;
}

void hello(void) {
    printf("hi\n");
}
```

```
main:
    jal hello
    li $v0, 0
    jr $ra # THIS WILL FAIL
hello:
    la $a0, string
    li $v0, 4
    syscall
    jr $ra
    .data
string: .asciiz "hi\n"
```

Simple Function Call Example - C

```
void f(void);
int main(void) {
    printf("calling function f\n");
    f();
    printf("back from function f\n");
    return 0;
}
void f(void) {
    printf("in function f\n");
}
```

source code for call_return.c

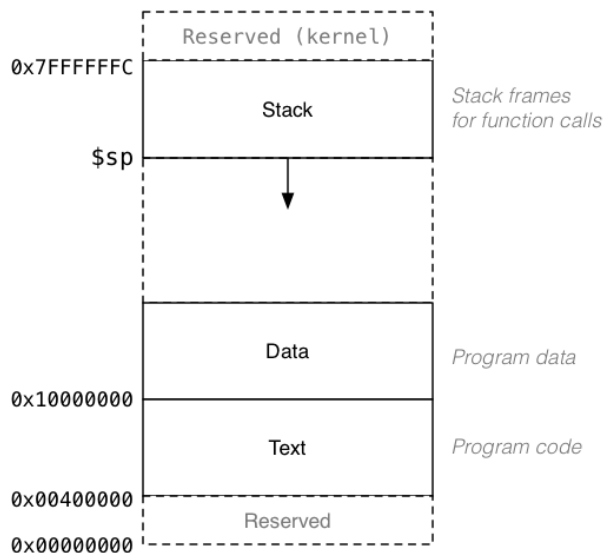
Simple Function Call Example - broken MIPS

```
la $a0, string0 # printf("calling function f\n");
li $v0, 4
syscall
jal f # set $ra to following address
la $a0, string1 # printf("back from function f\n");
li $v0, 4
syscall
li $v0, 0 # fails because $ra changes since main called
jr $ra # return from function main
f:
la $a0, string2 # printf("in function f\n");
li $v0, 4
syscall
jr $ra # return from function f
.data
```

source code for call_return.broken.s

The Stack: Where it is in Memory

Data associated with a function call placed on the stack:



The Stack: Allocating Space

- `$sp` (stack pointer) initialized by operating system
- always 4-byte aligned (divisible by 4)
- points at currently used (4-byte) word
- grows downward (towards smaller addresses)
- a function can do this to allocate 40 bytes:

```
sub $sp, $sp, 40    # move stack pointer down
```

- a function **must** leave `$sp` at original value
- so if you allocated 40 bytes, before return (`jr $ra`)

```
add $sp, $sp, 40    # move stack pointer back
```

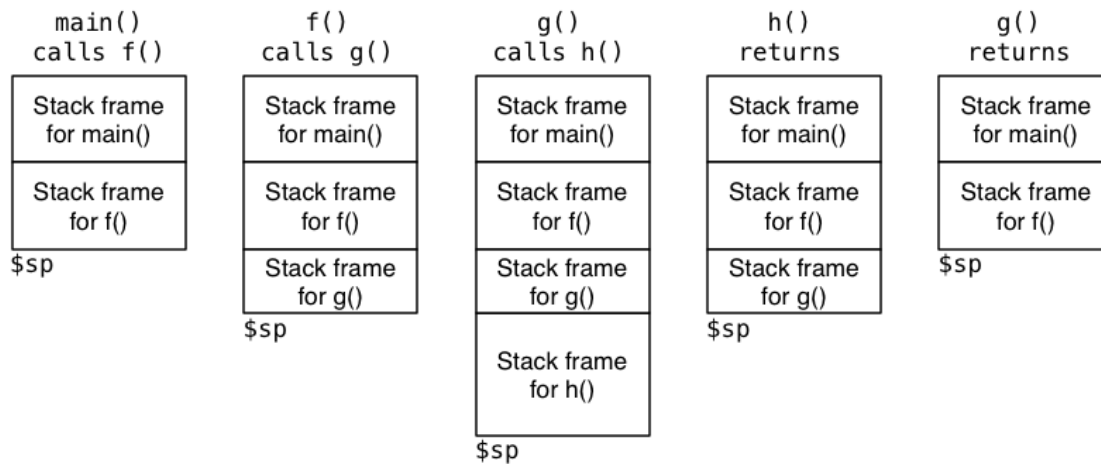
The Stack: Saving and Restoring Registers

```
f:
# function prologue code
sub $sp, $sp, 12    # allocate 12 bytes
sw  $ra, 8($sp)    # save $ra on $stack
sw  $s1, 4($sp)    # save $s1 on $stack
sw  $s0, 0($sp)    # save $s0 on $stack

...                # function body code

# function epilogue code
lw  $s0, 0($sp)    # restore $s0 from $stack
lw  $s1, 4($sp)    # restore $s1 from $stack
lw  $ra, 8($sp)    # restore $ra from $stack
add $sp, $sp, 12   # move stack pointer back
jr  $ra            # return
```

How stack changes as functions are called and return:



Function calling another function ... how to do it right

A function that calls another function must save **\$ra**.

```
main:
    # prologue
    sub $sp, $sp, 4    # move stack pointer down
                       # to allocate 4 bytes
    sw  $ra, 0($sp)   # save $ra on $stack

    jal hello         # call hello

    # epilogue
    lw  $ra, 0($sp)   # recover $ra from $stack
    add $sp, $sp, 4   # move stack pointer back up
                       # to what it was when main called
    li  $v0, 0        # return 0
    jr  $ra           #
```

Simple Function Call Example - correct MIPS

```

    la  $a0, string0  # printf("calling function f\n");
    li  $v0, 4
    syscall
    jal  f             # set $ra to following address
    la  $a0, string1  # printf("back from function f\n");
    li  $v0, 4
    syscall
    lw  $ra, 0($sp)   # recover $ra from $stack
    addi $sp, $sp, 4  # move stack pointer back to what it was
    li  $v0, 0        # return 0 from function main
    jr  $ra           #

f:
    la  $a0, string2  # printf("in function f\n");
    li  $v0, 4
    syscall
    jr  $ra           # return from function f
```

source code for call_return.s

- **\$a0..\$a3** contain first 4 arguments
- **\$v0** contains return value
- **\$ra** contains return address
- if function changes **\$sp, \$fp, \$s0..\$s8** it restores their value
- callers assume **\$sp, \$fp, \$s0..\$s8** unchanged by call (**jal**)
- a function may destroy the value of other registers e.g. **\$t0..\$t9**
- callers must assume value in e.g. **\$t0..\$t9** changed by call (**jal**)

MIPS Register usage conventions (not covered in COMP1521)

- floating point registers used to pass/return float/doubles
- similar conventions for saving floating point registers
- stack used to pass arguments after first 4
- stack used to pass arguments which do not fit in register
- stack used to return values which do not fit in register
- for example a struct can be an C function argument or function return value but a struct can be any number of bytes

Example - Returning a Value - C

```
int answer(void);
int main(void) {
    int a = answer();
    printf("%d\n", a);
    return 0;
}
int answer(void) {
    return 42;
}
```

source code for return_answer.c

Example - Returning a Value - MIPS

```
main: # code for function main
    addi $sp, $sp, -4 # move stack pointer down to make room
    sw   $ra, 0($sp) # save $ra on $stack
    jal  answer      # call answer, return value will be in $v0
    move $a0, $v0    # printf("%d", a);
    li   $v0, 1
    syscall
    li   $a0, '\n'   # printf("%c", '\n');
    li   $v0, 11
    syscall
    lw   $ra, 0($sp) # recover $ra from $stack
    addi $sp, $sp, 4 # move stack pointer back up to what it was when main called
    jr   $ra        #
answer: # code for function answer
    li   $v0, 42     #
    jr   $ra        # return from answer
```

source code for return_answers

Example - Argument & Return - C

```
void two(int i);
int main(void) {
    two(1);
}
void two(int i) {
    if (i < 1000000) {
        two(2 * i);
    }
    printf("%d\n", i);
}
```

source code for two_powerful.c

Example - Argument & Return - MIPS (main)

```
main:
    addi $sp, $sp, -4 # move stack pointer down to make room
    sw   $ra, 0($sp) # save $ra on $stack
    li   $a0, 1      # two(1);
    jal  two
    lw   $ra, 0($sp) # recover $ra from $stack
    addi $sp, $sp, 4 # move stack pointer back up to what it was when main called
    jr   $ra        # return from function main
```

source code for two_powerful.s

Example - Argument & Return - MIPS (two)

```
two:
    addi $sp, $sp, -8    # move stack pointer down to make room
    sw   $ra, 4($sp)    # save $ra on $stack
    sw   $a0, 0($sp)    # save $a0 on $stack
    bge  $a0, 1000000, two_end_if
    mul  $a0, $a0, 2
    jal  two
two_end_if:
    lw   $a0, 0($sp)    # restore $a0 from $stack
    li   $v0, 1         # printf("%d");
    syscall
    li   $a0, '\n'     # printf("%c", '\n');
    li   $v0, 11
    syscall
    lw   $ra, 4($sp)    # restore $ra from $stack
    addi $sp, $sp, 8    # move stack pointer back up to what it was when main called
    jr   $ra           # return from two
```

source code for two_powerful.s

Example - More complex Calls - C

```
int main(void) {
    int z = sum_product(10, 12);
    printf("%d\n", z);
    return 0;
}
int sum_product(int a, int b) {
    int p = product(6, 7);
    return p + a + b;
}
int product(int x, int y) {
    return x * y;
}
```

source code for more_calls.c

Example - more complex Calls - MIPS (main)

```
main:
    addi $sp, $sp, -4    # move stack pointer down to make room
    sw   $ra, 0($sp)    # save $ra on $stack
    li   $a0, 10         # sum_product(10, 12);
    li   $a1, 12
    jal  sum_product
    move $a0, $v0        # printf("%d", z);
    li   $v0, 1
    syscall
    li   $a0, '\n'     # printf("%c", '\n');
    li   $v0, 11
    syscall
    lw   $ra, 0($sp)    # recover $ra from $stack
    addi $sp, $sp, 4    # move stack pointer back up to what it was when main called
    li   $v0, 0         # return 0 from function main
    jr   $ra           # return from function main
```

source code for more_calls.s

Example - more complex Calls - MIPS (sum_product)

```
sum_product:
    addi $sp, $sp, -12 # move stack pointer down to make room
    sw   $ra, 8($sp)  # save $ra on $stack
    sw   $a1, 4($sp)  # save $a1 on $stack
    sw   $a0, 0($sp)  # save $a0 on $stack
    li   $a0, 6       # product(6, 7);
    li   $a1, 7
    jal  product
    lw   $a1, 4($sp)  # restore $a1 from $stack
    lw   $a0, 0($sp)  # restore $a0 from $stack
    add  $v0, $v0, $a0 # add a and b to value returned in $v0
    add  $v0, $v0, $a1 # and put result in $v0 to be returned
    lw   $ra, 8($sp)  # restore $ra from $stack
    addi $sp, $sp, 12 # move stack pointer back up to what it was when main called
    jr   $ra          # return from sum_product
```

source code for more_calls.s

Example - more complex Calls - MIPS (product)

- a function which doesn't call other functions is called a **leaf function**
- its code *can* be simpler...

```
int product(int x, int y) {
    return x * y;
}
```

source code for more_calls.c

```
product:
    # product doesn't call other functions
    # so it doesn't need to save any registers
    mul $v0, $a0, $a1 # return argument * argument 2
    jr  $ra           #
```

source code for more_calls.s

Example - strlen using array - C

```
C
int main(void) {
    int i = my_strlen("Hello");
    printf("%d\n", i);
    return 0;
}
int my_strlen(char *s) {
    int length = 0;
    while (s[length] != 0) {
        length++;
    }
    return length;
}
source code for strlen_array.c
```

```
Simple C
int main(void) {
    int i = my_strlen("Hello");
    printf("%d\n", i);
    return 0;
}
int my_strlen(char *s) {
    int length = 0;
loop:
    if (s[length] == 0) goto end;
    length++;
    goto loop;
end:
    return length;
}
source code for strlen_array.simple.c
```

```
int main(void) {
    int i;
    int *p;
    p = &answer;
    i = *p;
    printf("%d\n", i); // prints 42
    *p = 27;
    printf("%d\n", answer); // prints 27
    return 0;
}
```

source code for pointer.c

Example - pointer - MIPS

```
main:
    la    $t0, answer    # p = &answer;
    lw    $t1, ($t0)     # i = *p;
    move  $a0, $t1       # printf("%d\n", i);
    li    $v0, 1
    syscall
    li    $a0, '\n'      # printf("%c", '\n');
    li    $v0, 11
    syscall
    li    $t2, 27        # *p = 27;
    sw    $t2, ($t0)     #
    lw    $a0, answer    # printf("%d\n", answer);
    li    $v0, 1
    syscall
    li    $a0, '\n'      # printf("%c", '\n');
    li    $v0, 11
    syscall
    li    $v0, 0         # return 0 from function main
    jr    $ra            #
```

Example - strlen using pointer - C

```
int main(void) {
    int i = my_strlen("Hello");
    printf("%d\n", i);
    return 0;
}
int my_strlen(char *s) {
    int length = 0;
    while (s[length] != 0) {
        length++;
    }
    return length;
}
```

source code for strlen_array.c

```

la $a0, string      # my_strlen("Hello");
jal my_strlen
move $a0, $v0       # printf("%d", i);
li $v0, 1
syscall
li $a0, '\n'        # printf("%c", '\n');
li $v0, 11
syscall
lw $ra, 0($sp)      # recover $ra from $stack
addi $sp, $sp, 4    # move stack pointer back up to what it was when main called
li $v0, 0           # return 0 from function main
jr $ra              #

```

source code for strlen_array.s

Storing A Local Variables On the Stack

- some local (function) variables must be stored on stack
- e.g. variables such as arrays and structs

```

int main(void) {
    int squares[10];
    int i = 0;
    while (i < 10) {
        squares[i] = i * i;
        i++;
    }
}

```

source code for squares.c

```

main:
    sub $sp, $sp, 40
    li $t0, 0
loop0:
    mul $t1, $t0, 4
    add $t2, $t1, $sp
    mul $t3, $t0, $t0
    sw $t3, ($t2)
    add $t0, $t0, 1
    b loop0

```

end0: source code for squares.s

Example - strlen using pointer - C

```

int main(void) {
    int i = my_strlen("Hello");
    printf("%d\n", i);
    return 0;
}
int my_strlen(char *s) {
    int length = 0;
    while (s[length] != 0) {
        length++;
    }
    return length;
}

```

source code for strlen_array.c

- frame pointer **\$fp** is a second register pointing to stack
- by convention, set to point at start of stack frame
- provides a fixed point during function code execution
- useful for functions which grow stack (change **\$sp**) during execution
- makes it easier for debuggers to forensically analyze stack
 - e.g if you want to print stack backtrace after error
- using a frame pointer is optional - both in COMP1521 and generally
- a frame pointer is often omitted when fast execution or small code a priority

Example of Growing Stack Breaking Function Return

```
void f(int a) {  
    int length;  
    scanf("%d", &length);  
    int array[length];  
    // ... more code ...  
    printf("%d\n", a);  
}
```

source code for frame_pointer.c

```
f:  
  
# prologue  
sub $sp, $sp, 4  
sw $ra, 0($sp)  
  
li $v0, 5  
syscall  
  
# allocate space for  
# array on stack  
mul $t0, $v0, 4  
sub $sp, $sp, $t0  
# ... more code ...  
  
# epilogue  
# breaks because $sp has changed  
lw $ra, 0($sp)  
add $sp, $sp, 4  
jr $ra
```

source code for frame_pointer_broken.s

Example of Frame Pointer Use

```
void f(int a) {  
    int length;  
    scanf("%d", &length);  
    int array[length];  
    // ... more code ...  
    printf("%d\n", a);  
}
```

source code for frame_pointer.c

```
f:  
  
# prolog  
sub $sp, $sp, 8  
sw $fp, 4($sp)  
sw $ra, 0($sp)  
add $fp, $sp, 8  
  
li $v0, 5  
syscall  
mul $t0, $v0, 4  
sub $sp, $sp, $t0  
# ... more code ...  
  
# epilog  
lw $ra, -4($fp)  
move $sp, $fp  
lw $fp, 0($fp)  
jr $ra
```

source code for frame_pointer.s