

Virtual Memory

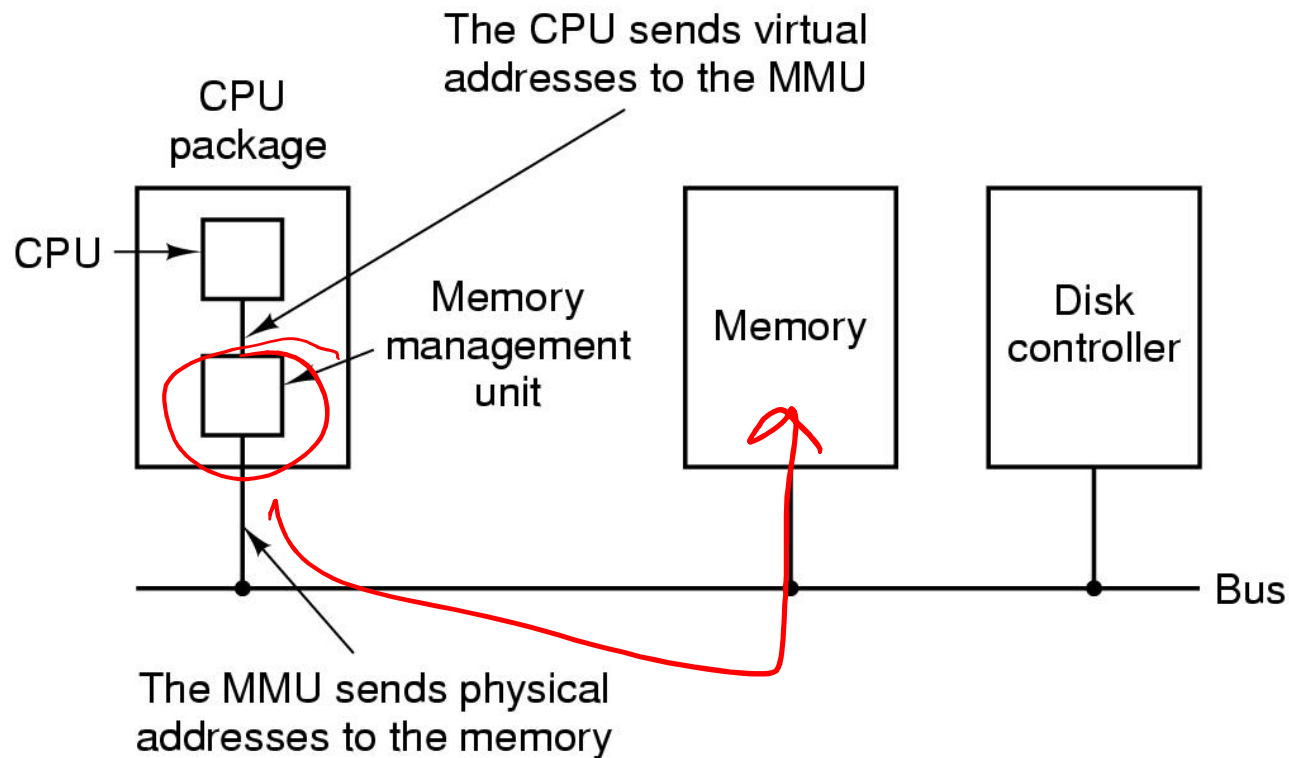


Learning Outcomes

- An understanding of page-based virtual memory in depth.
 - Including the R3000's support for virtual memory.



Memory Management Unit (or TLB)



The position and function of the MMU

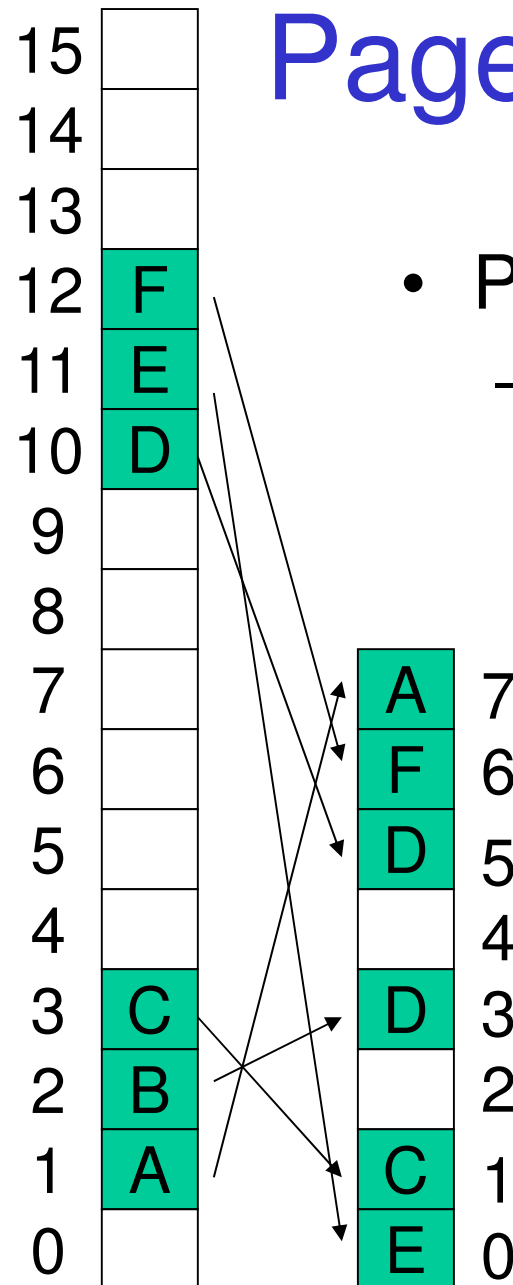


Virtual Address Space

- Virtual Memory
 - Divided into equal-sized *pages*
 - A *mapping* is a translation between
 - A page and a frame
 - A page and null
 - Mappings defined at runtime
 - They can change
 - Address space can have holes
 - Process does not have to be contiguous in physical memory

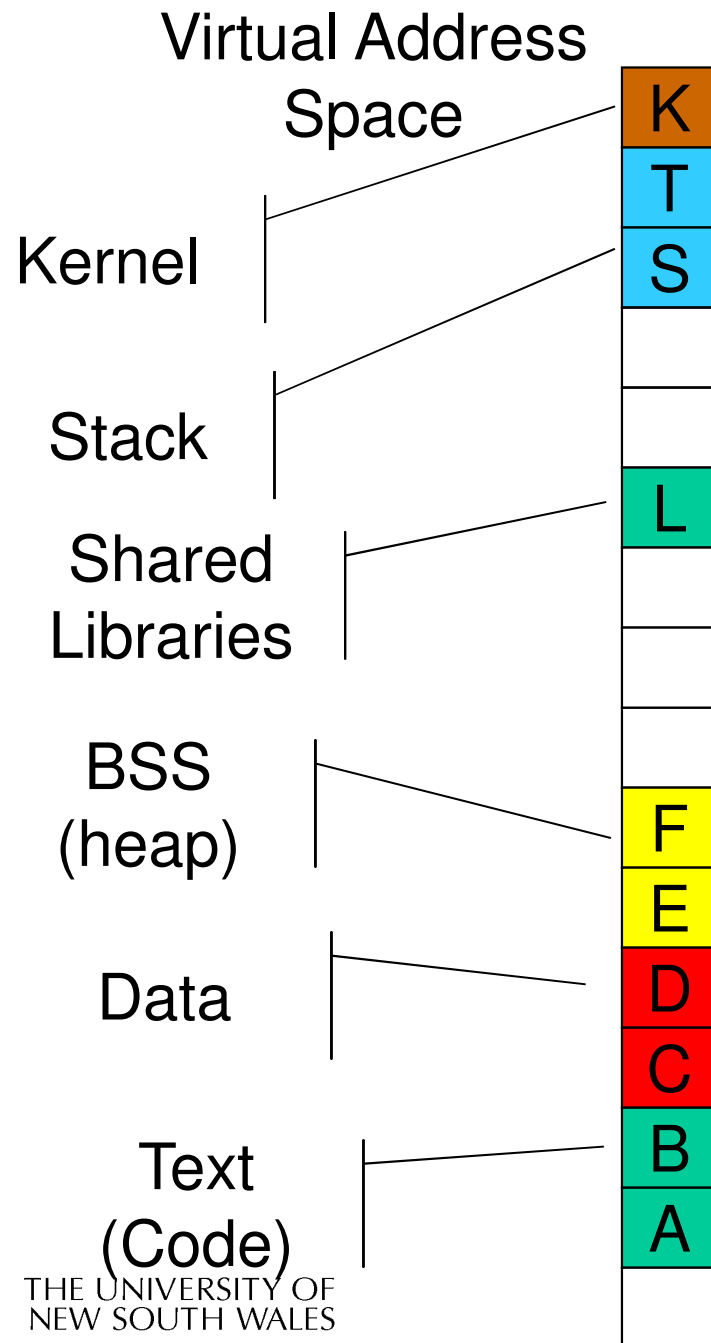
Page-based VM

- Physical Memory
 - Divided into equal-sized *frames*



Physical Address Space 4

Typical Address Space Layout



- Stack region is at top, and can grow down
- Heap has free space to grow up
- Text is typically read-only
- Kernel is in a reserved, protected, shared region
- 0-th page typically not used, why?

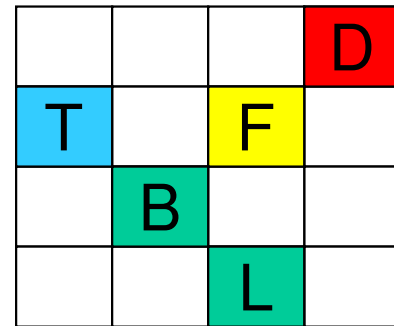


Virtual Address Space

- A process may be only partially resident
 - Allows OS to store individual pages on disk
 - Saves memory for infrequently used data & code
- What happens if we access non-resident memory?



Programmer's perspective: logically present
System's perspective: Not mapped, data on disk

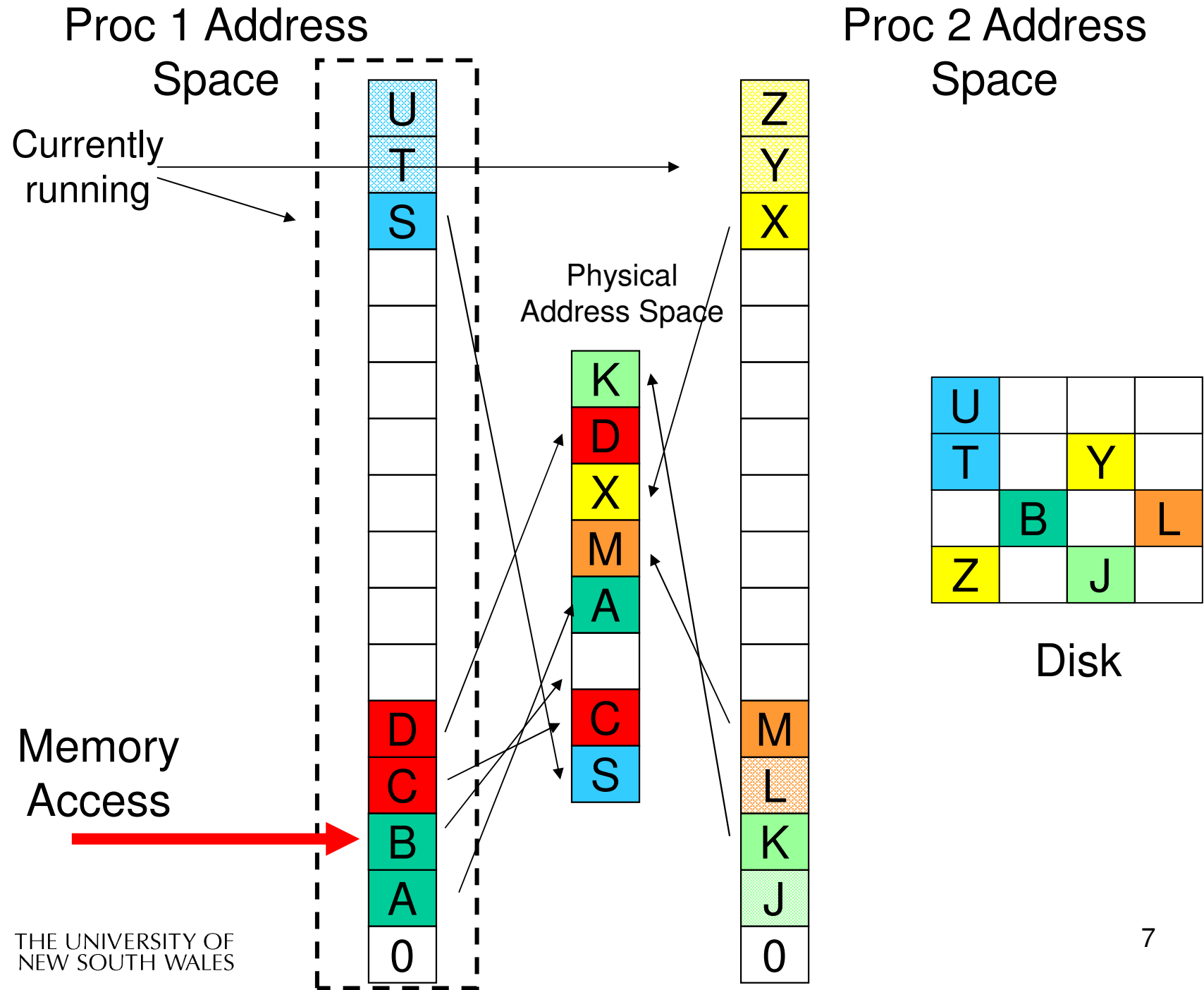


Disk



Physical Address Space





Page Faults

- Referencing an invalid page triggers a page fault
 - An exception handled by the OS
- Broadly, two standard page fault types
 - Illegal Address (protection error)
 - Signal or kill the process
 - Page not resident
 - Get an empty frame
 - Load page from disk
 - Update page (translation) table (enter frame #, set valid bit, etc.)
 - Restart the faulting instruction



- Page table for resident part of address space

Virtual Address

Space

15	K
14	T
13	S
12	
11	
10	L
9	
8	
7	
6	F
5	E
4	D
3	C
2	B
1	A
0	

Page Table

6	15
	14
0	13
	12
	11
	10
	9
	8
	7
	6
3	5
	4
1	3
	2
7	1
	0

A	7
K	6
	5
	4
E	3
	2
C	1
S	0

Physical Address Space

90



Shared Pages

- Private code and data
 - Each process has own copy of code and data
 - Code and data can appear anywhere in the address space
- Shared code
 - Single copy of code shared between all processes executing it
 - Code must not be self modifying
 - Code must appear at same address in all processes



Proc 1 Address Space



Two (or more) processes running the same program and sharing the text section

Page Table



Proc 2 Address Space



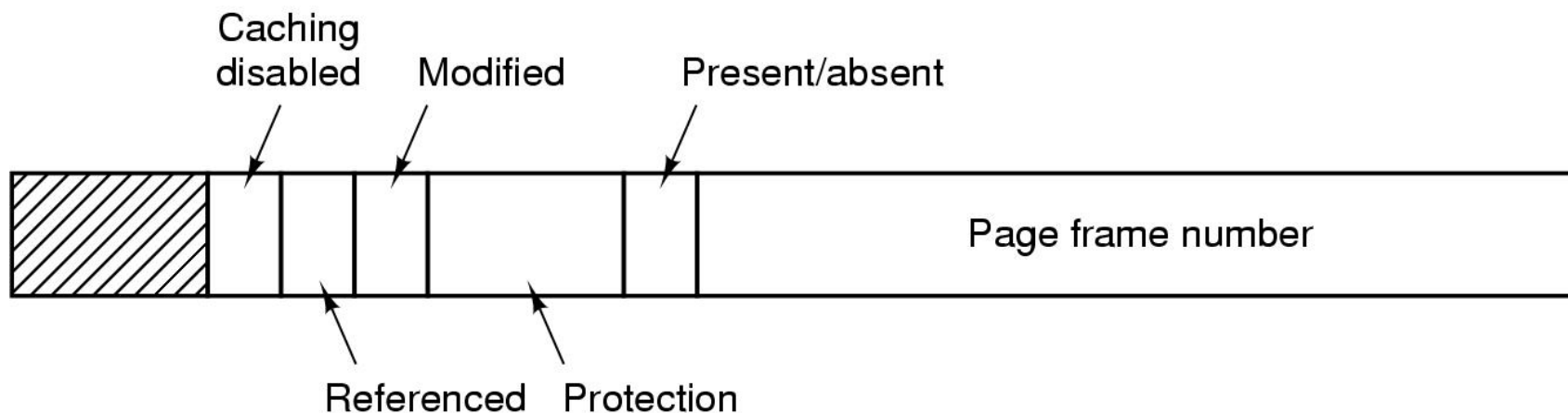
Page Table

Physical Address Space



Page Table Structure

- Page table is (logically) an array of frame numbers
 - Index by page number
- Each page-table entry (PTE) also has other bits



5
4
7
2

Page
Table

12



PTE Attributes (bits)

- Present/Absent bit
 - Also called *valid bit*, it indicates a valid mapping for the page
- Modified bit
 - Also called *dirty bit*, it indicates the page may have been modified in memory
- Reference bit
 - Indicates the page has been accessed
- Protection bits
 - Read permission, Write permission, Execute permission
 - Or combinations of the above
- Caching bit
 - Use to indicate processor should bypass the cache when accessing memory
 - Example: to access device registers or memory



Address Translation

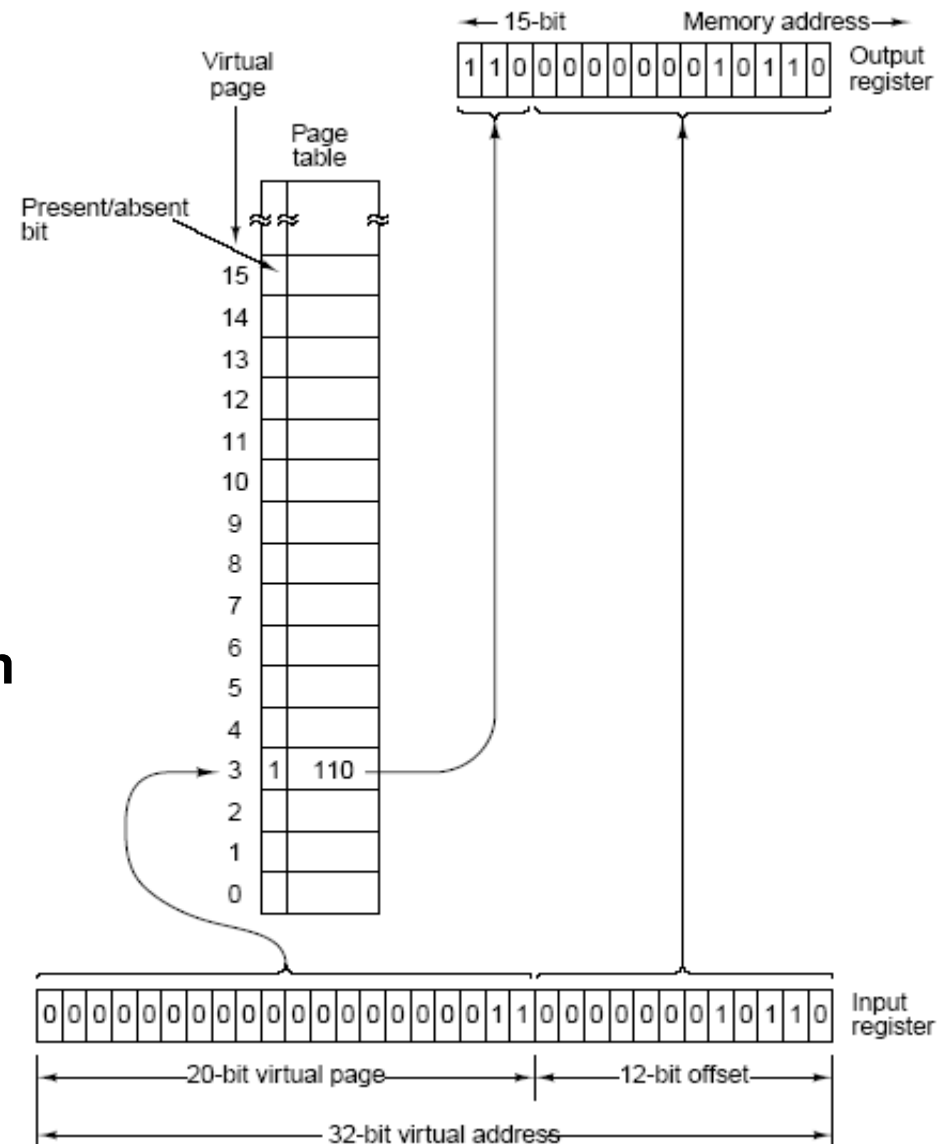
- Every (virtual) memory address issued by the CPU must be translated to physical memory
 - Every *load* and every *store* instruction
 - Every instruction fetch
- Need Translation Hardware
- In paging system, translation involves replace page number with a frame number



Virtual Memory Summary

virtual and physical mem chopped up in pages/frames

- programs **use virtual addresses**
- virtual to physical mapping by **MMU**
 - first check if page present (**present/absent bit**)
 - if yes: address in page table form **MSBs** in physical address
 - if no: bring in the page from disk
→ **page fault**



Page Tables

- Assume we have
 - 32-bit virtual address (4 Gbyte address space)
 - 4 KByte page size
 - How many page table entries do we need for one process?



Page Tables

- Assume we have
 - 64-bit virtual address (humungous address space)
 - 4 KByte page size
 - How many page table entries do we need for one process?
- Problem:
 - Page table is very large
 - Access has to be fast, lookup for every memory reference
 - Where do we store the page table?
 - Registers?
 - Main memory?



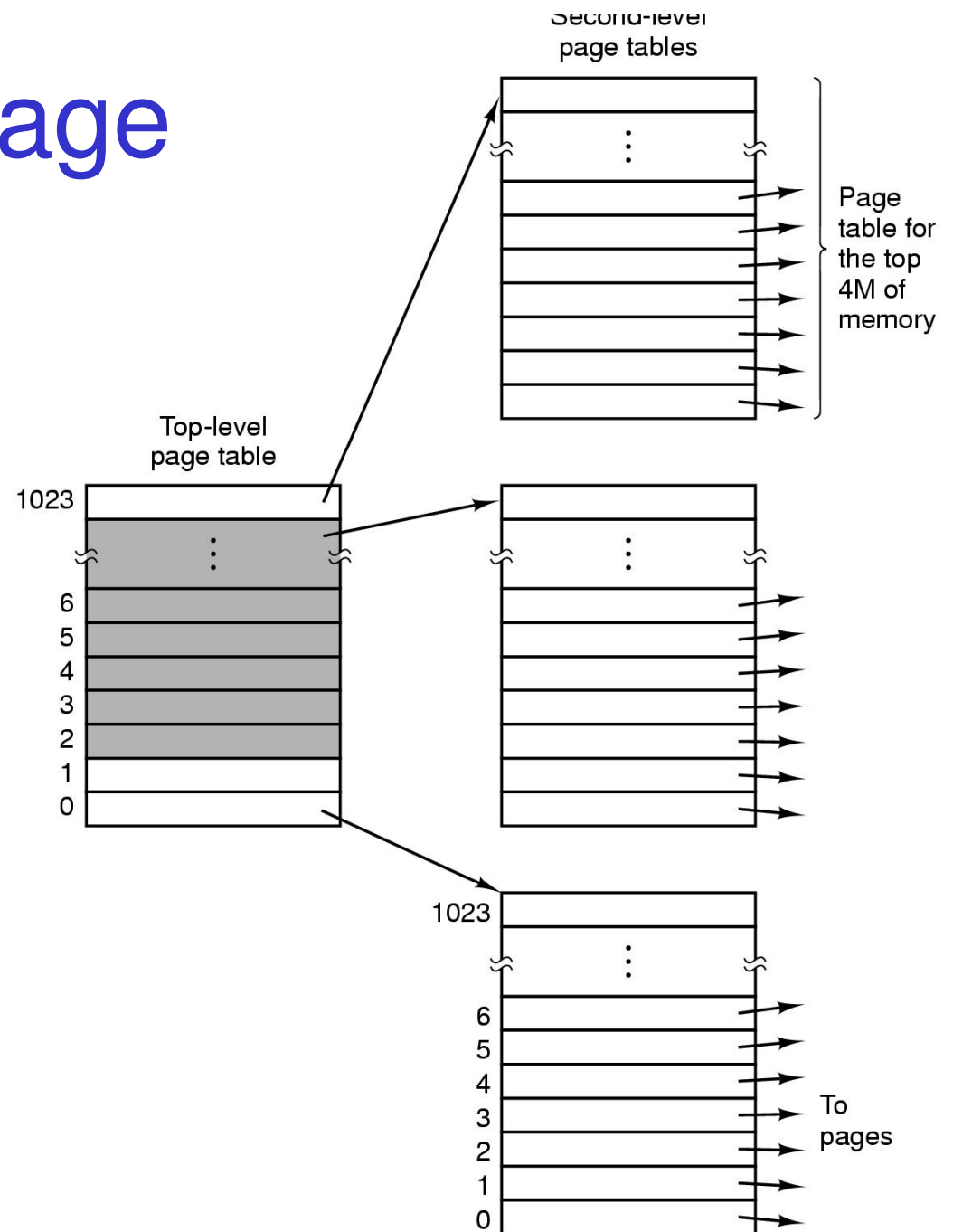
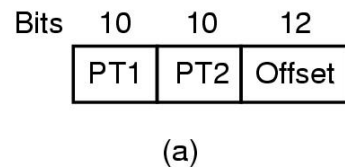
Page Tables

- Page tables are implemented as data structures in main memory
- Most processes do not use the full 4GB address space
 - e.g., 0.1 – 1 MB text, 0.1 – 10 MB data, 0.1 MB stack
- We need a compact representation that does not waste space
 - But is still very fast to search
- Three basic schemes
 - Use data structures that adapt to sparsity
 - Use data structures which only represent resident pages
 - Use VM techniques for page tables (details left to extended OS)

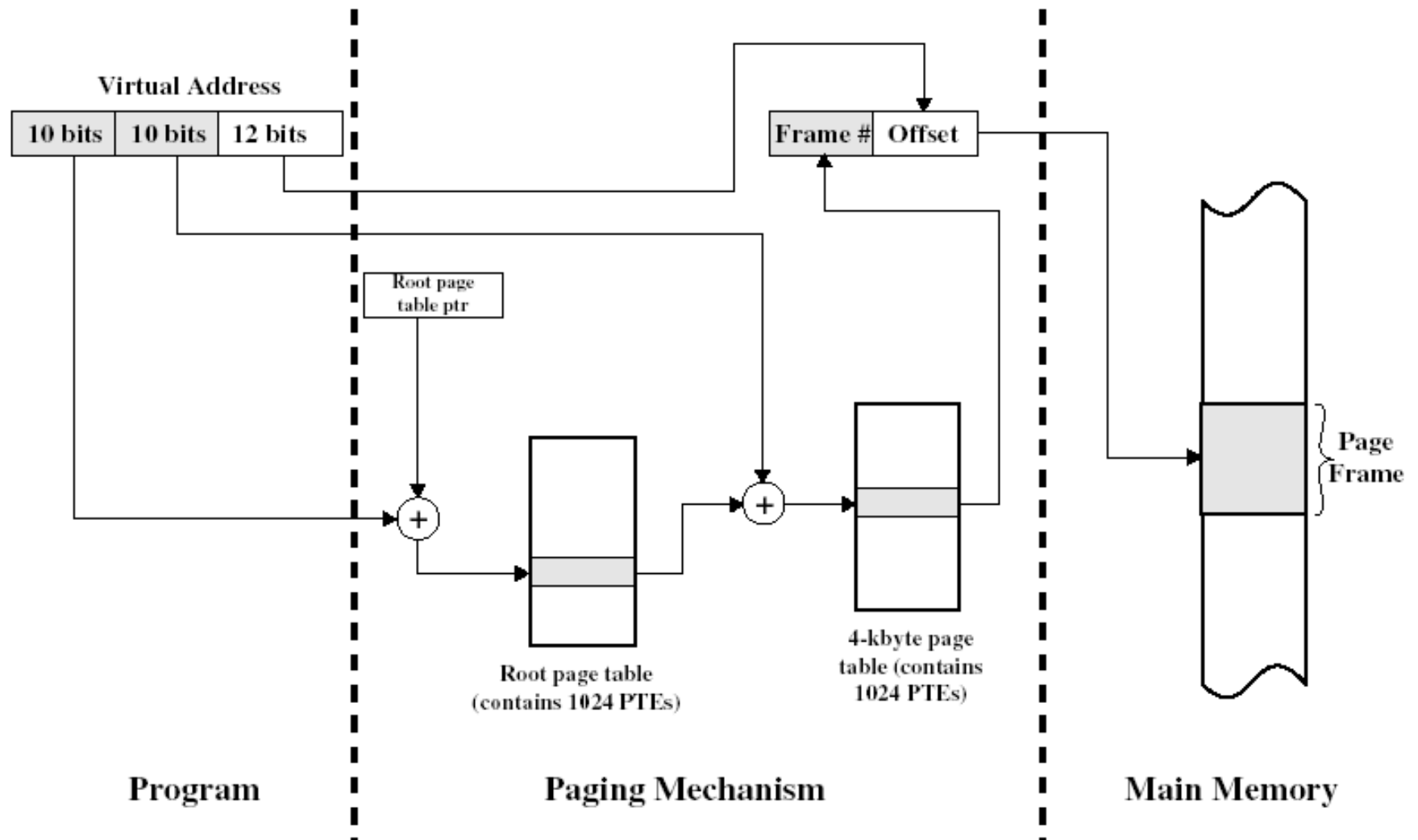


Two-level Page Table

- 2nd -level page tables representing unmapped pages are not allocated
 - Null in the top-level page table



Two-level Translation

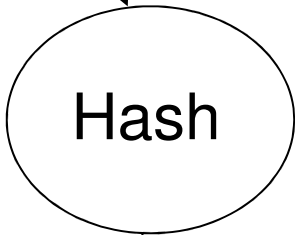



Example Translations

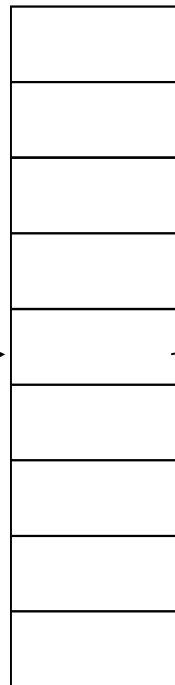


Alternative: Inverted Page Table

PID VPN offset



Hash Anchor Table (HAT)



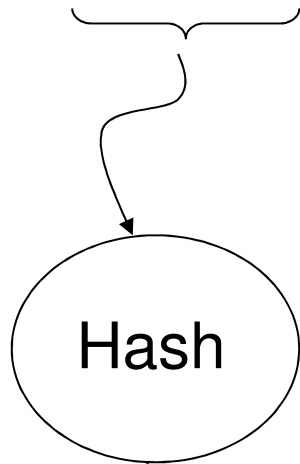
Index	PID	VPN	ctrl	next
0				
1				
2				
3				
4				
5				
6				
...				

IPT: entry for each *physical* frame



Alternative: Inverted Page Table

PID	VPN	offset
0	0x5	0x123



Hash Anchor Table (HAT)

2

Index	PID	VPN	ctrl	next
0				
1				
2	1	0x1A		0x40C
...				
0x40C	0	0x5		0x0
0x40D				
...				
...				

ppn	offset
0x40C	0x123



Inverted Page Table (IPT)

- “Inverted page table” is an array of page numbers sorted (indexed) by frame number (it’s a frame table).
- Algorithm
 - Compute hash of page number
 - Extract index from hash table
 - Use this to index into inverted page table
 - Match the PID and page number in the IPT entry
 - If match, use the index value as frame # for translation
 - If no match, get next candidate IPT entry from chain field
 - If NULL chain entry \Rightarrow page fault



Properties of IPTs

- IPT grows with size of RAM, NOT virtual address space
- Frame table is needed anyway (for page replacement, more later)
- Need a separate data structure for non-resident pages
- Saves a vast amount of space (especially on 64-bit systems)
- Used in some IBM and HP workstations



Given n processes

- how many page tables will the system have for
 - ‘normal’ page tables
 - inverted page tables?



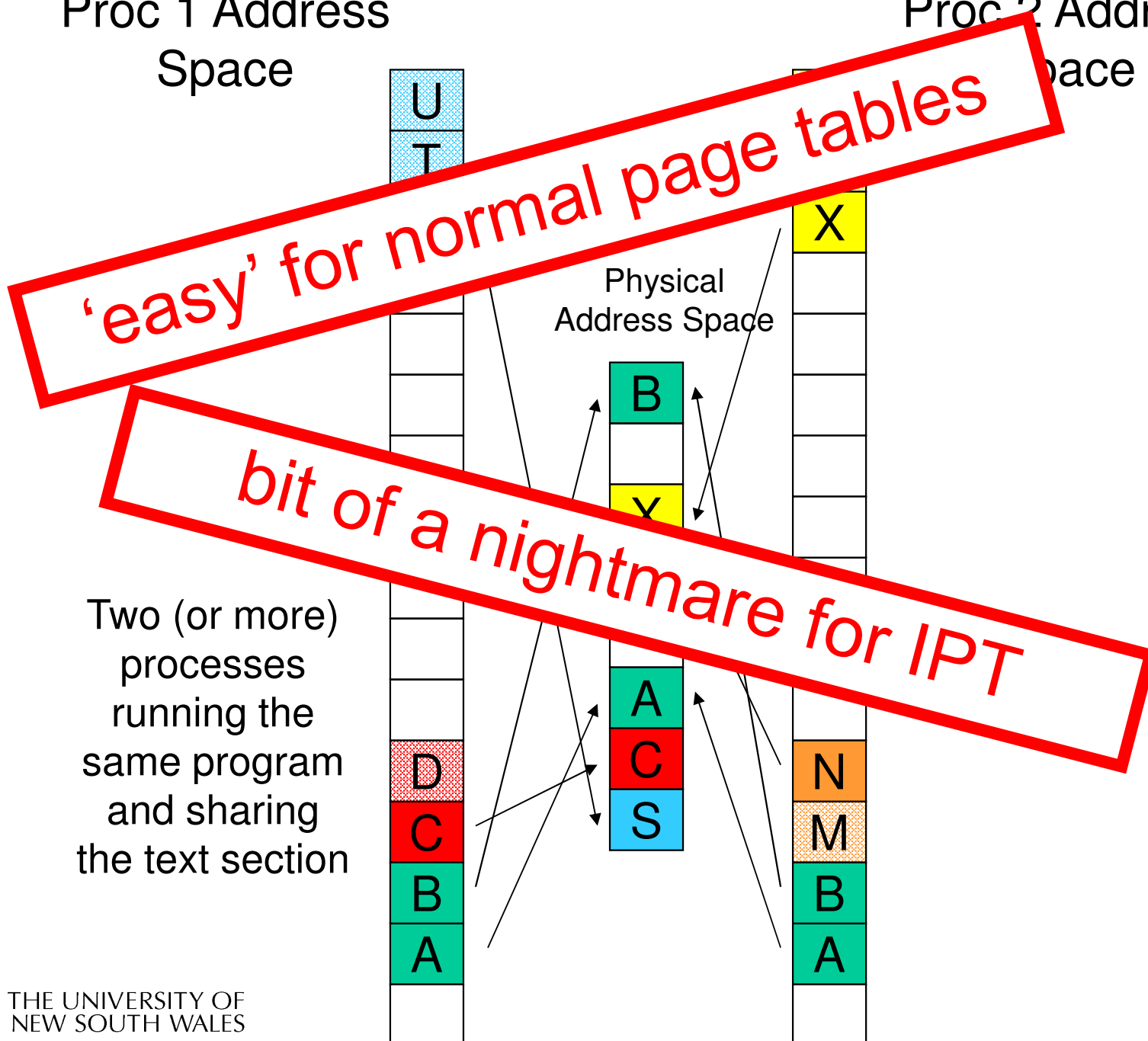
Another look at sharing...



THE UNIVERSITY OF
NEW SOUTH WALES

Proc 1 Address Space

Proc 2 Address Space



Two (or more) processes running the same program and sharing the text section



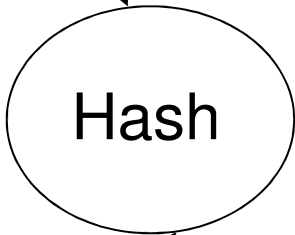

Improving the IPT: Hashed Page Table

- Retain fast lookup of IPT
 - A single memory reference in best case
- Retain page table sized based on physical memory size (not virtual)
 - Enable efficient frame sharing
 - Support more than one mapping for same frame



Hashed Page Table

PID VPN offset



Best-case lookup: one memory reference

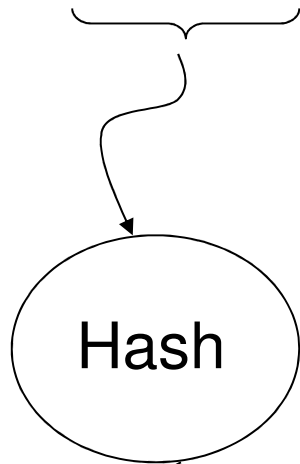
PID	VPN	offset

HPT: Frame number stored in table



Hashed Page Table

PID	VPN	offset
0	0x5	0x123



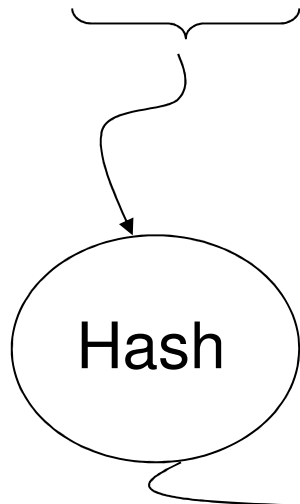
	PID	VPN	PFN	ctrl	next
1					
2					
3	0	0x5	0x42		0x0
4					
5					
6	1	0x1A	0x13		0x3
...					

ppn	offset
0x42	0x123



Sharing Example

PID	VPN	offset
0	0x5	0x123



	PID	VPN	PFN	ctrl	next
1					
2					
3	1	0x5	0x42		0x0
4					
5					
6	0	0x5	0x42		0x3
...					

ppn	offset
0x42	0x123



Sizing the Hashed Page Table

- HPT sized based on physical memory size
- With sharing
 - Each frame can have more than one PTE
 - More sharing increases number of slots used
 - Increases collision likelihood
- However, we can tune HPT size based on:
 - Physical memory size
 - Expected sharing
 - Hash collision avoidance.
 - HPT a power of 2 multiple of number of physical memory frame



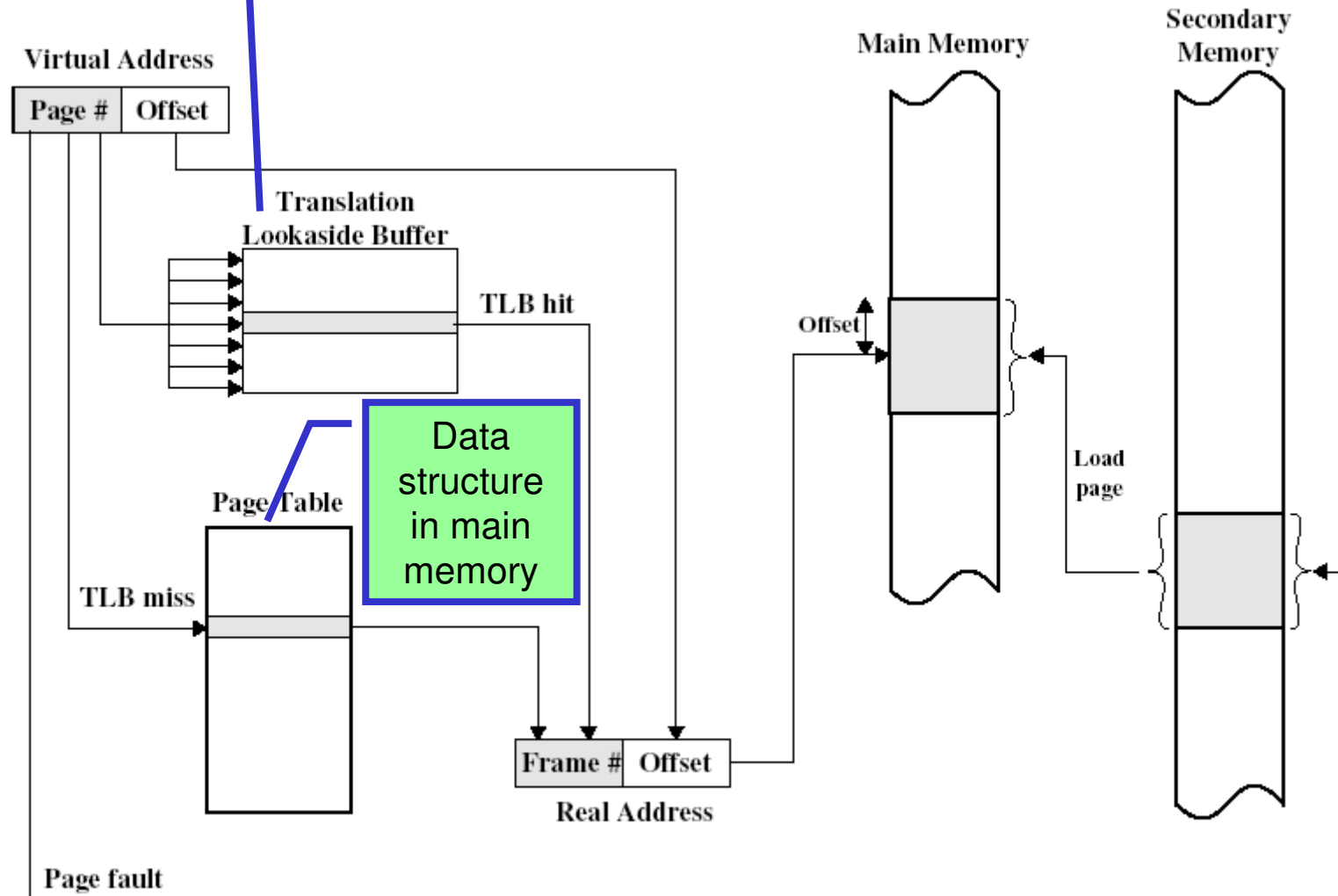
VM Implementation Issue

- Performance?
 - Each virtual memory reference can cause two physical memory accesses
 - One to fetch the page table entry
 - One to fetch/store the data
 - ⇒ Intolerable performance impact!!
- Solution:
 - High-speed cache for page table entries (PTEs)
 - Called a *translation look-aside buffer* (TLB)
 - Contains recently used page table entries
 - Associative, high-speed memory, similar to cache memory
 - May be under OS control (unlike memory cache)



On-CPU hardware device!!!

TLB operation



Translation Lookaside Buffer

- Given a virtual address, processor examines the TLB
- If matching PTE found (*TLB hit*), the address is translated
- Otherwise (*TLB miss*), the page number is used to index the process's page table
 - If PT contains a valid entry, reload TLB and restart
 - Otherwise, (page fault) check if page is on disk
 - If on disk, swap it in
 - Otherwise, allocate a new page or raise an exception



TLB properties

- Page table is (logically) an array of frame numbers
- TLB holds a (recently used) subset of PT entries
 - Each TLB entry must be identified (tagged) with the page # it translates
 - Access is by associative lookup:
 - All TLB entries' tags are concurrently compared to the page #
 - TLB is associative (or content-addressable) memory

<i>page #</i>	<i>frame #</i>	<i>V</i>	<i>W</i>
...
...



TLB properties

- TLB may or may not be under direct OS control
 - Hardware-loaded TLB
 - On miss, hardware performs PT lookup and reloads TLB
 - Example: x86, ARM
 - Software-loaded TLB
 - On miss, hardware generates a TLB miss exception, and exception handler reloads TLB
 - Example: MIPS, Itanium (optionally)
- TLB size: typically 64-128 entries
- Can have separate TLBs for instruction fetch and data access
- TLBs can also be used with inverted page tables (and others)



TLB and context switching

- TLB is a shared piece of hardware
- Normal page tables are per-process (address space)
- TLB entries are *process-specific*
 - On context switch need to *flush* the TLB (invalidate all entries)
 - high context-switching overhead (Intel x86)
 - **or** tag entries with *address-space ID (ASID)*
 - called a *tagged TLB*
 - used (in some form) on all modern architectures
 - TLB entry: ASID, page #, frame #, valid and write-protect bits



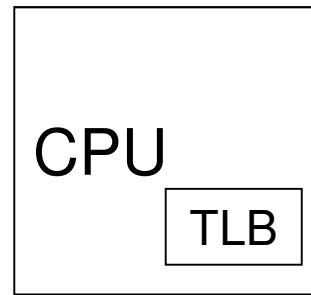
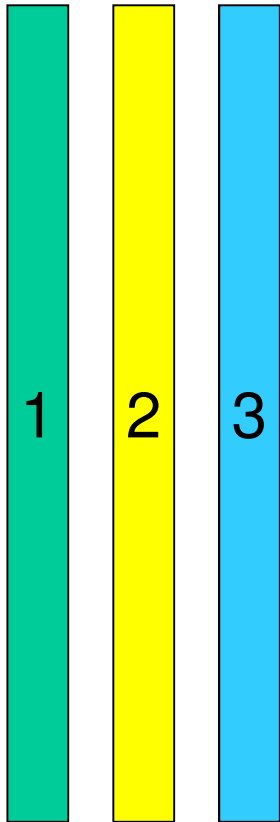
TLB effect

- Without TLB
 - Average number of physical memory references per virtual reference
 $= 2$
- With TLB (assume 99% hit ratio)
 - Average number of physical memory references per virtual reference
 $= .99 * 1 + 0.01 * 2$
 $= 1.01$

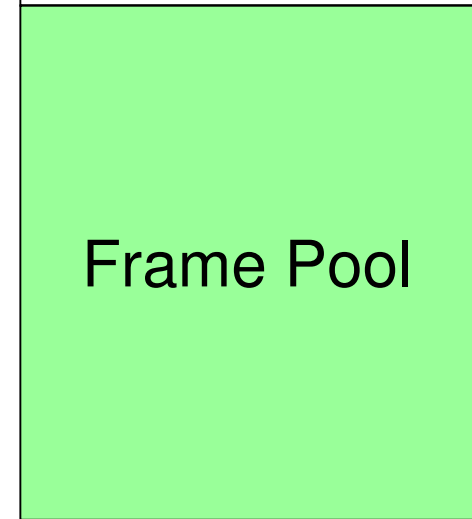
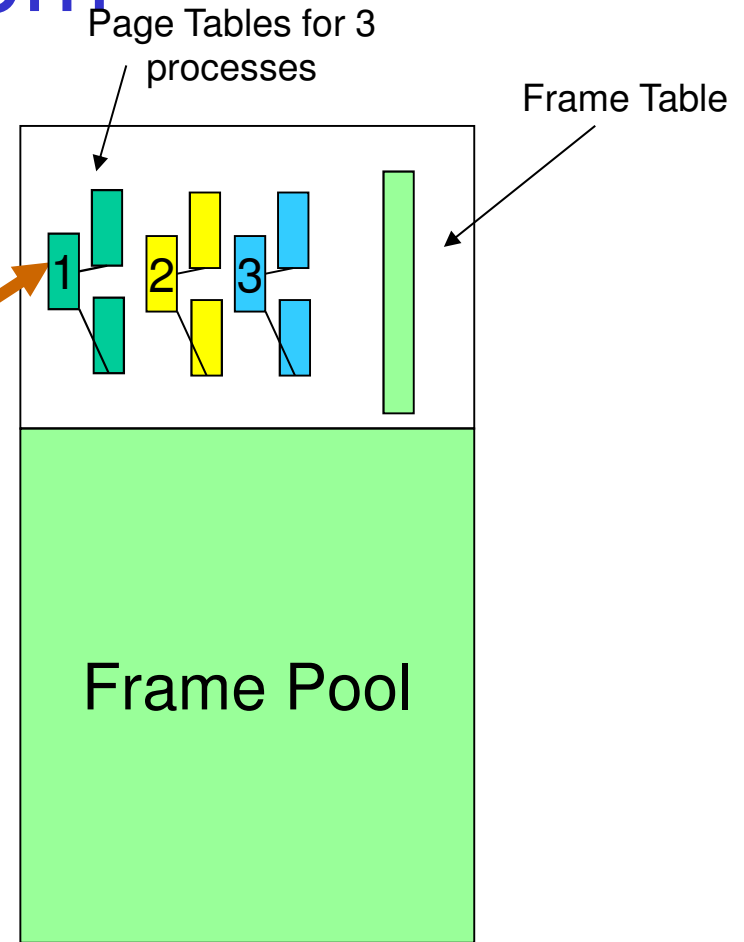


Recap - Simplified Components of VM System

Virtual Address Spaces
(3 processes)



TLB Refill Mechanism

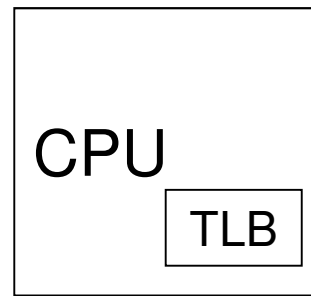
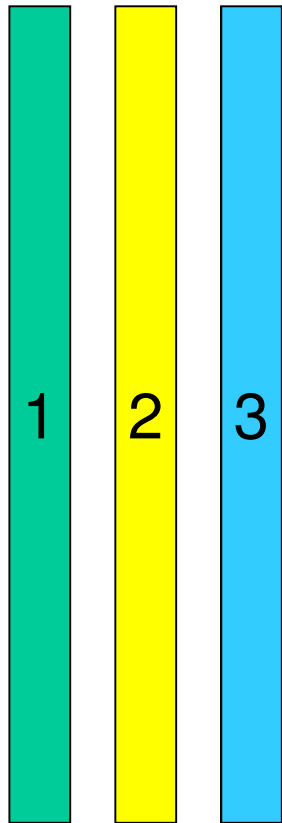


Physical Memory

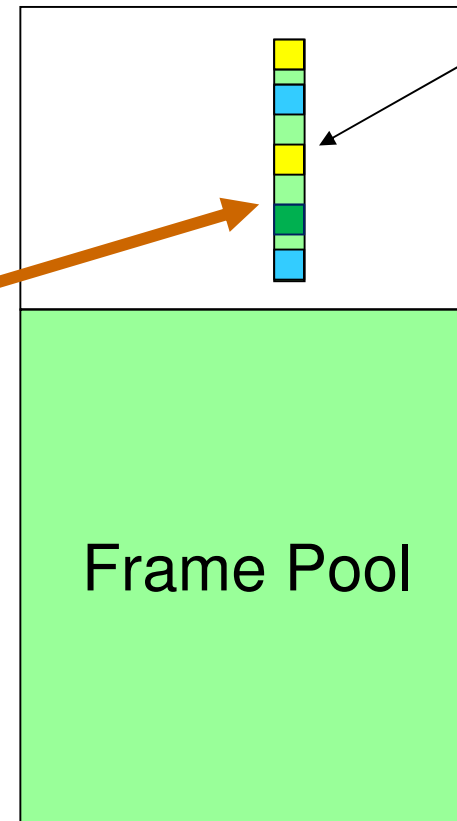
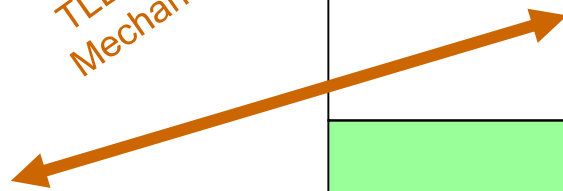


Recap - Simplified Components of VM System

Virtual Address Spaces
(3 processes)



TLB Refill Mechanism



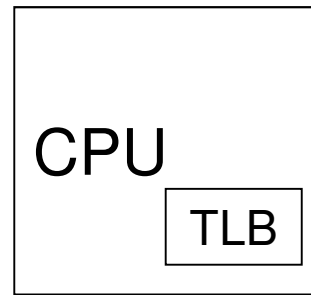
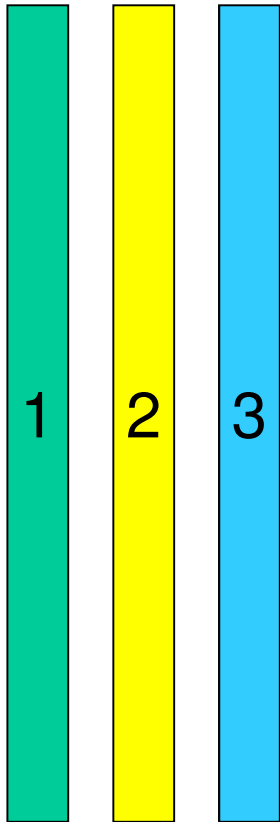
Inverted Page Table

Physical Memory



Recap - Simplified Components of VM System

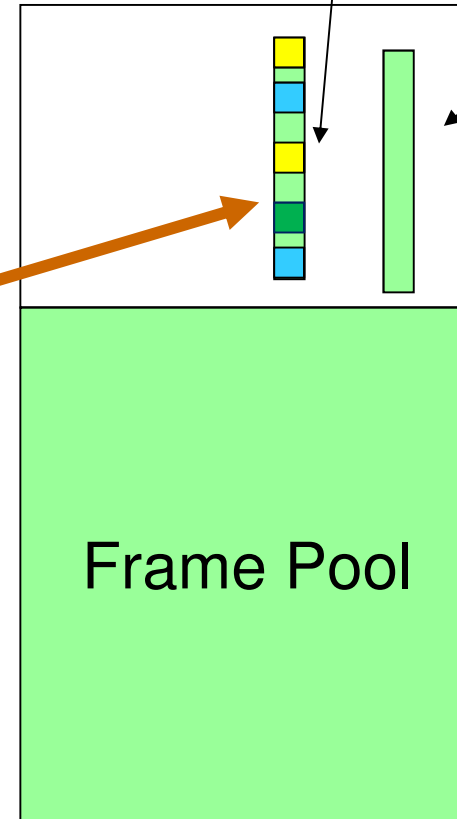
Virtual Address Spaces
(3 processes)



TLB Refill
Mechanism

Hashed Page
Table

Frame Table

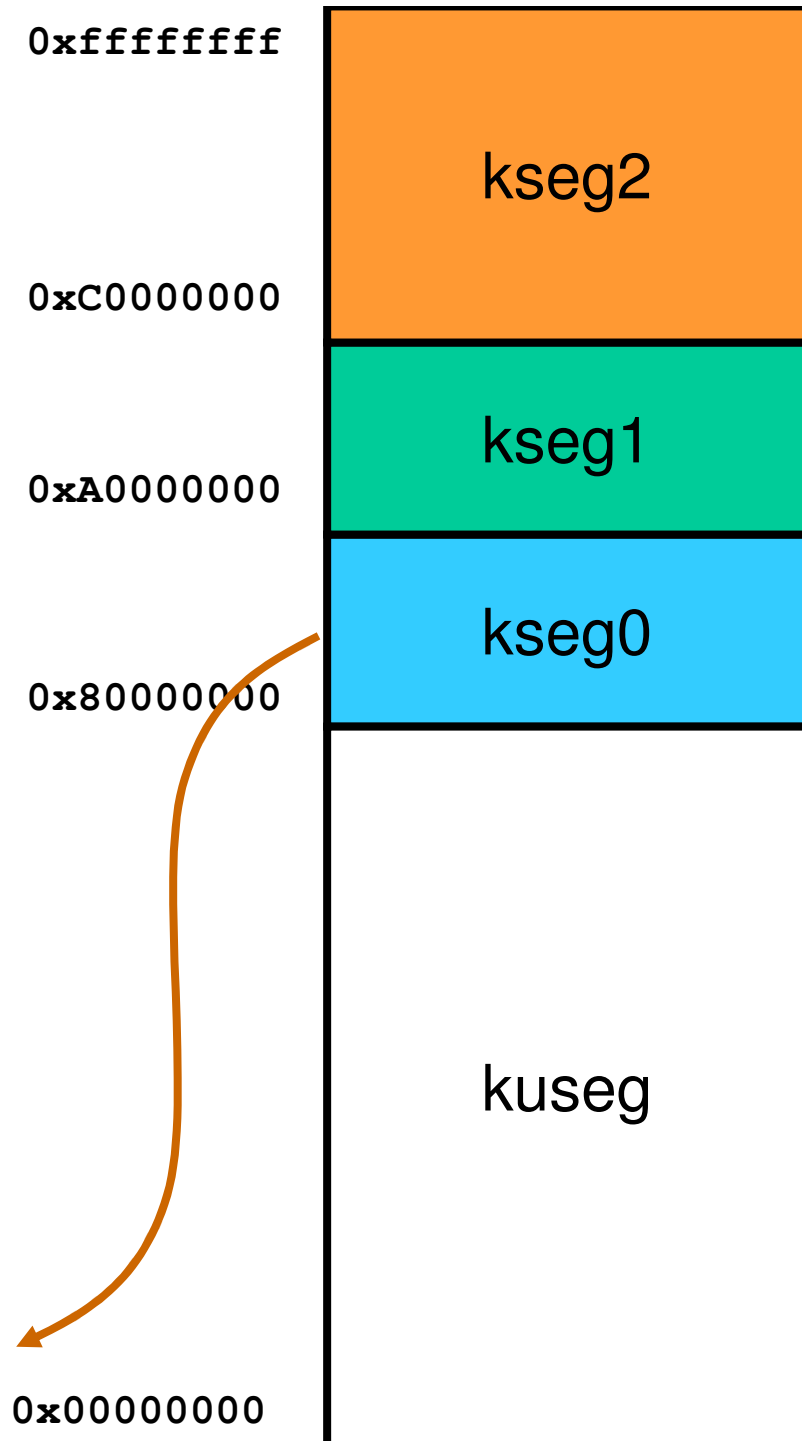


Physical Memory



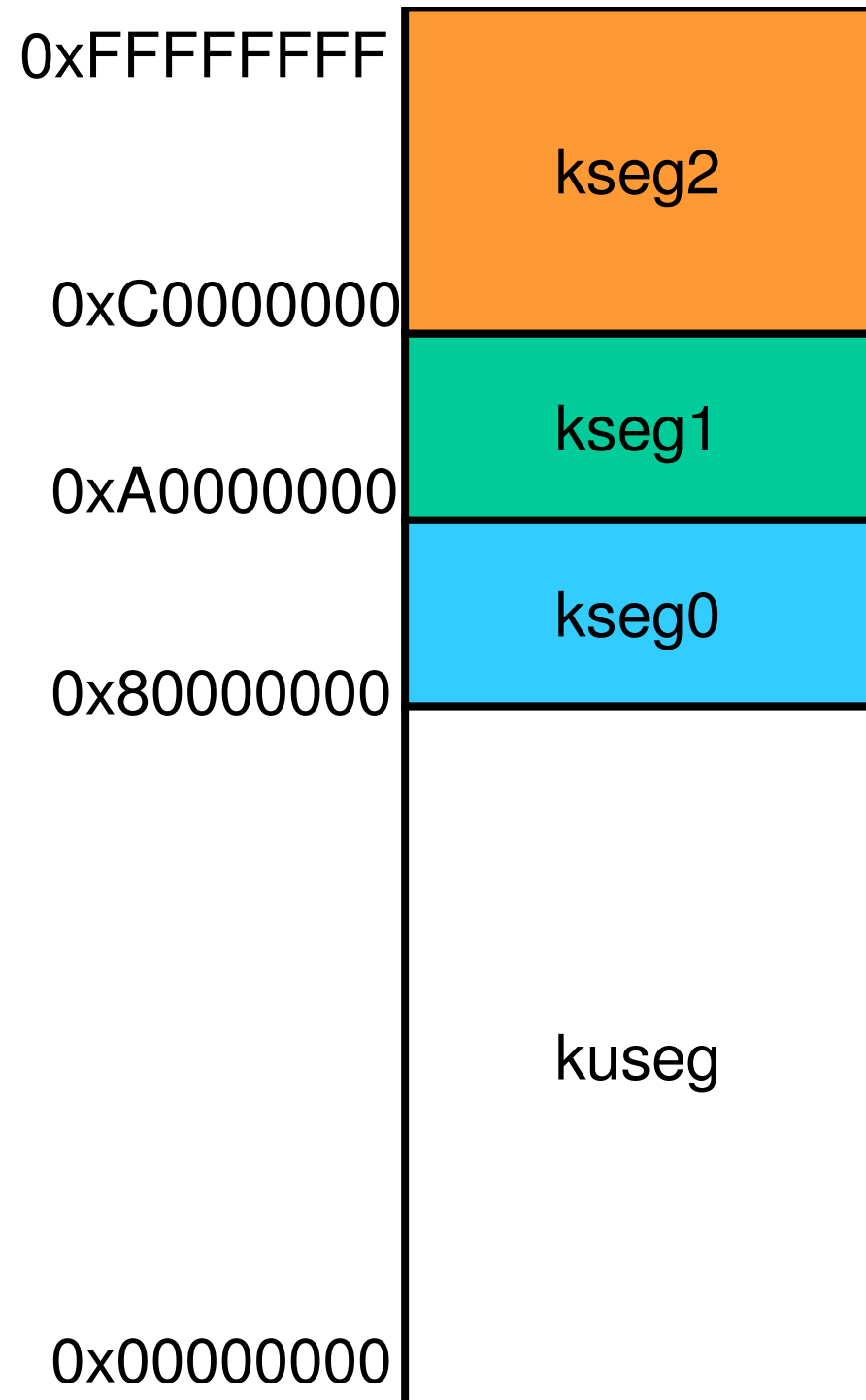
R3000 Address Space Layout

- kseg0:
 - 512 megabytes
 - Fixed translation window to physical memory
 - $0x80000000 - 0x9fffffff$ virtual = $0x00000000 - 0x1fffffff$ physical
 - TLB not used
 - Cacheable
 - Only kernel-mode accessible
 - Usually where the kernel code is placed



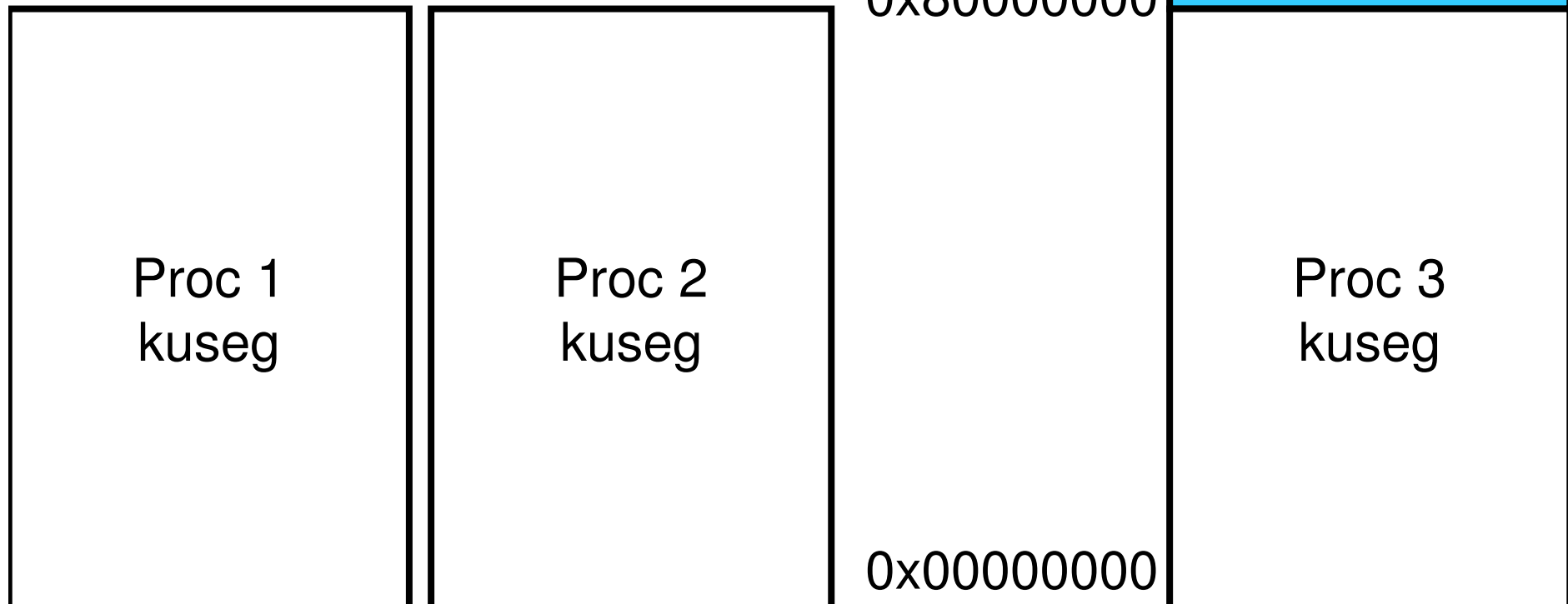
R3000 Address Space Layout

- kuseg:
 - 2 gigabytes
 - TLB translated (mapped)
 - Cacheable (depending on 'N' bit)
 - user-mode and kernel mode accessible
 - Page size is 4K



R3000 Address Space Layout

- Switching processes switches the translation (page table) for kuseg



R3000 Address Space Layout

- kseg1:
 - 512 megabytes
 - Fixed translation window to physical memory
 - 0xa0000000 - 0xbfffffff virtual = 0x00000000 - 0x1fffffff physical
 - TLB not used
 - **NOT** cacheable
 - Only kernel-mode accessible
 - Where devices are accessed (and boot ROM)

